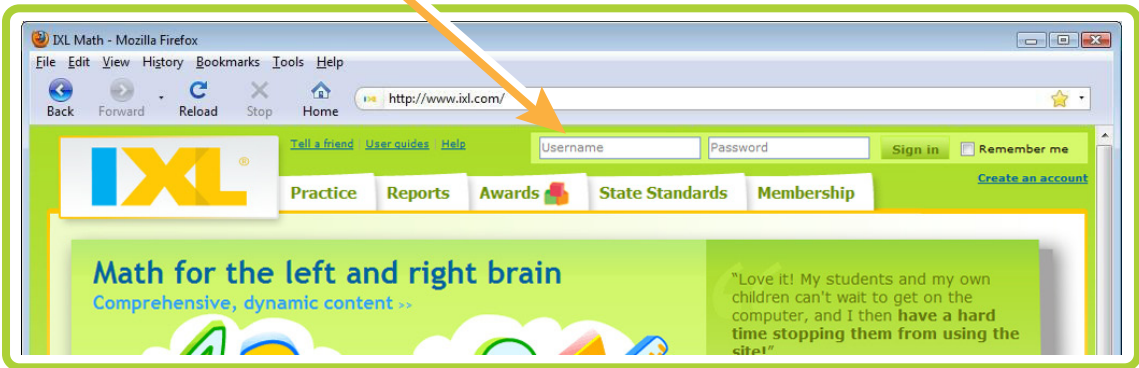


Reports for families

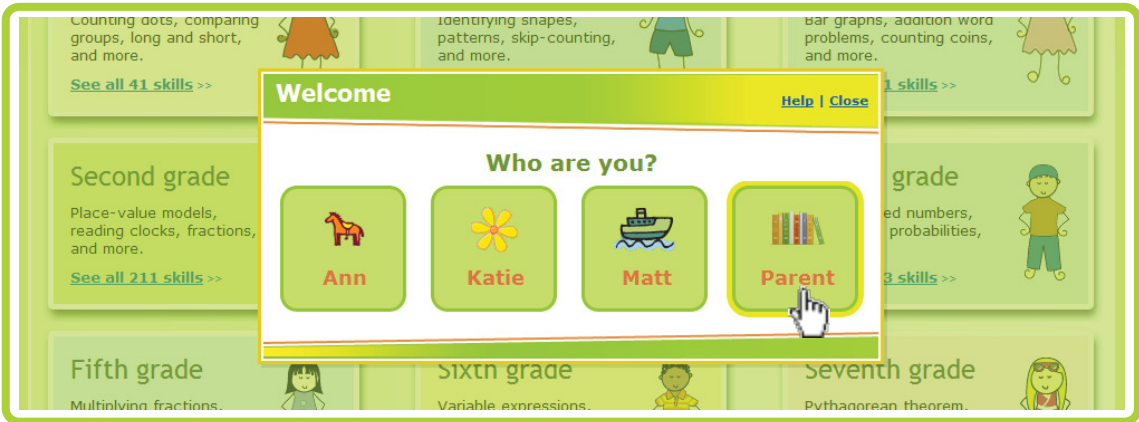
- Explore IXL family reports, which offer complete information on your child’s progress and improvement.
- Get the big picture or dig into the details with our winning combination of interactive data, powerful analytics, and easy-to-read graphs.
- Monitor computer time and keep children on task with your complete parent dashboard; your reports will automatically update with real-time data!

1 Sign in to your IXL family account at www.ixl.com.



? If you are already signed in as a child, click the **Switch user** link to sign in to the parent account.

2 Locate the parent icon, and click it to enter.





3 Check your profile settings to ensure that you receive IXL's weekly updates on your child's scores and accomplishments.

Click the **Profile & settings** link to view this window.

Membership information	
First name (parent) *	Kelly
Last name (parent) *	Anderson
Password	Change password
E-mail address *	anderson@westdale.k12.c
State/Province	California
Country	United States

Verify the e-mail address where IXL will send automatic weekly updates (as well as account-related communication).

Scroll to the bottom of the window.


Settings	
Time zone	US/Pacific
Receive report e-mails	<input checked="" type="checkbox"/>
Hide grade levels	<input type="checkbox"/> <small>Note: Instruct children to sign in at [redacted] to ensure complete masking of grade levels.</small>
While practicing	
Hide timer	<input type="checkbox"/>
Hide skill menu	<input type="checkbox"/>

* Required

Click **Submit** to save your changes.



4 Click the **Reports** tab.



IXL will automatically load your child's Overview report:

- Overview report

Reports >> Overview

Date range: Custom | 10/01/2009 | 06/30/2010 | Child | Ann

Grade: 2 | Category: All

[Update report](#)

Student summary

	October 1, 2009 - June 30, 2010	All time
Problems attempted	4,836	7,103
Skills practiced	94	155
Time spent	23 hr 20 min	55 hr 21 min
Medals earned	71	128

News flash | [View all news flashes](#) | [Printable certificate](#)

05/26/2010 Ann has answered 7,000 math problems (across all grades).

Time spent

Student usage - time spent by category

- Counting and number patterns (Second grade)
- Comparing and ordering (Second grade)
- Time (Second grade)
- Addition - one digit (Second grade)
- Subtraction - one digit (Second grade)
- Place values (Second grade)
- Money (Second grade)
- Multiplication (Second grade)
- Data and graphs (Second grade)
- Other

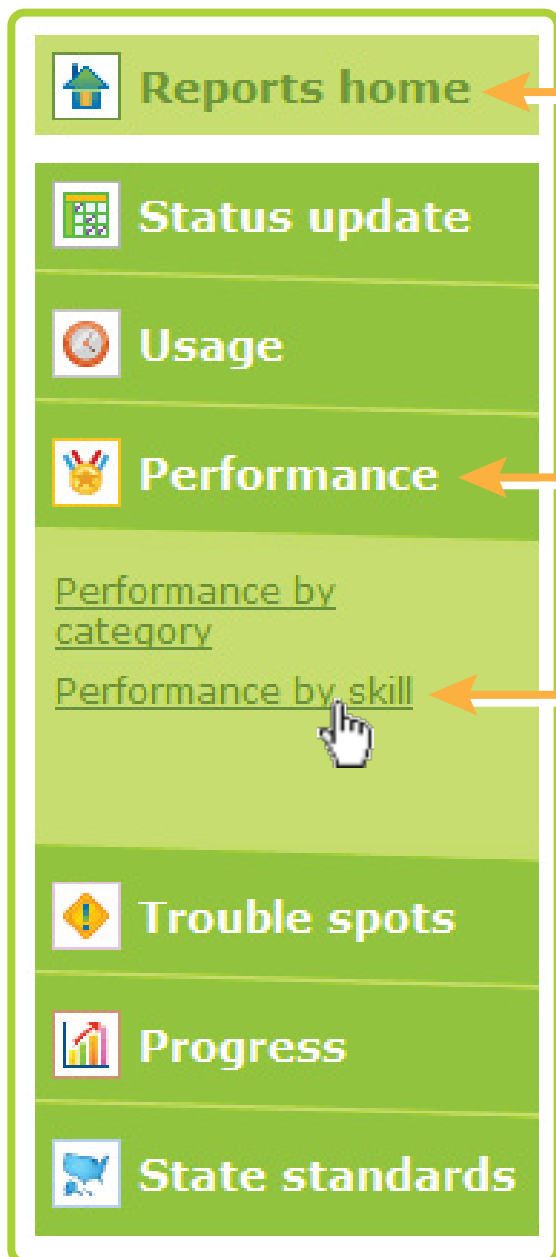
This report provides general information on your child's performance and recent activity.

What are my child's recent and overall achievements?

How much time has my child spent on IXL?

What topics have been practiced the most?

When you're ready, use the left menu to choose another report. For example, open the Performance category, and click the **Performance by skill** link:



Click here anytime to view all the reports available in your parent dashboard.

Click any section to view the list of available reports, then click any report name to open it.

Let's click this link to take a look at the Performance by skill report.

- Performance by skill report

Reports >> Performance by skill

Date range: Custom | 09/02/2009 | 08/18/2010 | Child: Ann

Grade: 2 | Category: All

View skills: all | **practiced only**

Update report

Performance summary

Time spent	23 hr 20 min
Problems attempted	4,836
Skills practiced	94
Cumulative score as of August 18 (out of 21,100)	8,688

Performance on skills practiced

Legend: Mastered (green), Excellent (yellow), Good (blue), Satisfactory (orange), Needs improvement (red)

Performance by skill

Skill	SmartScore [?]	Time spent	Problems		
			Correct	Missed	Total
A.2 Skip-counting sequences	93 (excellent)	2 hr 16 min	165	87	252
B.5 Put numbers up to 1,000 in order	100 (mastered)	1 hr 58 min	107	28	135
W.1 Multiplication sentences	100 (mastered)	1 hr 21 min	102	40	142
R.6 Interpret pictographs	100 (mastered)	0 hr 46 min	99	32	131
P.3 Count money - up to \$1	89 (good)	0 hr 39 min	90	57	147
G.4 Add two two-digit numbers - without regrouping	100 (mastered)	0 hr 38 min	83	23	106
Q.1 Days of the week	75 (satisfactory)	0 hr 38 min	62	37	99
F.2 Review - ways to subtract - up to 10	100 (mastered)	0 hr 35 min	88	13	101
P.2 Identify names and values of all coins	100 (mastered)	0 hr 33 min	255	73	328
E.2 Review - ways to make a number - sums to 10	100 (mastered)	0 hr 32 min	70	16	86
E.7 Input/output tables - sums to 20	100 (mastered)	0 hr 29 min	56	12	68
Total	-	23 hr 20 min	3,889	947	4,836

This report assesses your child's performance on each skill.

What portion of the skills has my child mastered? What portion needs improvement?

What is my child's current score on each skill?

What is the breakdown of correct and missed problems in each skill?

? Click any of these numbers to view the actual problems in the Problems received report.

Reports for families



● Problems received report

This report lists every problem your child has answered, so you can identify mistakes or areas to review.

Did my child answer this question correctly or incorrectly?

What was the exact question my child received?

How did my child answer this question?

The screenshot shows the 'Problems received' report for child 'Ann'. The top section is a green box with filters: Date range (Custom, 09/02/2009 to 08/18/2010), Grade (3), Category/skill (F.1 Division facts to 5), View problems (Correct, Missed, All), and Problems per page (10). Below this, the first problem is marked with a red 'X' and shows the question 'Divide: 5 ÷ 5 ='. The correct answer is '1', and 'Ann answered' '0'. The second problem is marked with a green checkmark and shows the question 'Divide: 25 ÷ 5 ='. The 'Update report' button is at the bottom left.

Customize your report with the options in the green box at the top.

After you select **Missed**, check the **Hide correct answers** option that will appear.

If you have more than one child using IXL, use the **Child** option to switch between reports for each child.

Be sure to click **Update report** to refresh the report with the new options.

The screenshot shows the same report interface but with 'Missed' selected under 'View problems' and the 'Hide correct answers' checkbox checked. The 'Child' dropdown menu is also visible, showing 'Ann'.

🔍 Now it's easy to have your child review missed problems with the answers hidden.

Finally, let's look at the News flashes report, located under the Status update section of the Reports left menu.

- News flashes report

This report shows you the various milestones that your child has achieved on IXL.

What are my child's most recent practice milestones?

Click the icon for any news flash to print a certificate celebrating your child's accomplishments.

Date	News flash
November 7, 2009	Ann has answered 4,500 math problems.
October 5, 2009	Ann has achieved 15% proficiency in fifth grade math!
September 14, 2009	Ann has answered 4,000 math problems.
September 14, 2009	Ann has achieved 15% proficiency in fourth grade math!
September 14, 2009	Ann has answered 3,500 math problems.
September 14, 2009	Ann has achieved 10% proficiency in fourth grade math!
August 27, 2009	Ann has answered 3,000 math problems.
August 27, 2009	Ann has achieved 10% proficiency in fourth grade math!
August 13, 2009	Ann has achieved 50% proficiency in fourth grade math!
August 12, 2009	Ann has answered 3,000 math problems.
August 4, 2009	Ann has achieved 45% proficiency in fourth grade math!
July 28, 2009	Ann has spent 20 hours practicing math.
July 25, 2009	Ann has answered 2,500 math problems.
June 20, 2009	Ann has achieved 40% proficiency in fourth grade math!
June 9, 2009	Ann has achieved 35% proficiency in fourth grade math!
June 4, 2009	Ann has answered 2,000 math problems.
May 26, 2009	Ann has achieved 30% proficiency in fourth grade math!
May 12, 2009	Ann has achieved 25% proficiency in fourth grade math!
May 12, 2009	Ann has spent 10 hours practicing math.
May 7, 2009	Ann has answered 1,500 math problems.
April 26, 2009	Ann has achieved 20% proficiency in fourth grade math!
April 12, 2009	Ann has achieved 15% proficiency in fourth grade math!
April 12, 2009	Ann has answered 1,000 math problems.

© 2010 IXL. All rights reserved.

Check back often! IXL reports update automatically, providing up-to-the-minute data on your child's progress and achievements.