

Set up your roster

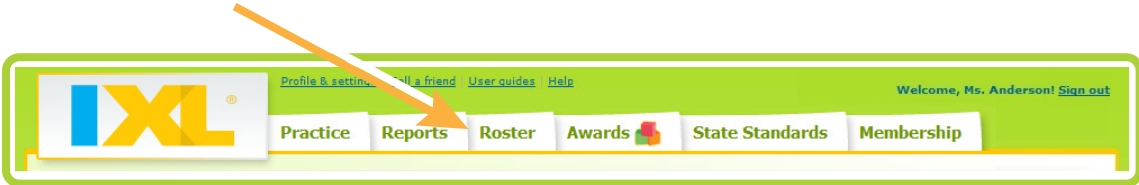
- It's easy to get your students started with fun math practice!
- Your students get unlimited practice in thousands of math topics.
- You can easily track class and student progress with interactive, real-time reporting.

1 Sign in to your IXL trial or account at www.ixl.com.



? If you don't know your username and password, contact us at help@ixl.com.

2 Click the **Roster** tab.



3 Enter student information.

Enter student's last name or initial, then first name.

E-mail address is optional. If you enter an e-mail address, IXL will send individualized progress updates for that student. You can even enter a parent e-mail address to keep them informed!

#	Last name or initial*	First name*	Student ID number	Parent e-mail	student e-mail ?	Username	Password	Report
1	Barker	Laura						
2								
3								
4								

After you submit your roster, IXL lists student usernames here.

Custom password is optional. If you want to create an easy-to-remember password (such as a student's birthday or initials), enter it here. Otherwise, IXL will generate a password, which you can change anytime.

4 Add each additional student in a new row. When you are finished, click **Save changes**.

27	Vega	Yomaris					
28	Wimberly	Mayesha					
29	Yang	Carin					
30							

[Add more rows](#)

* First name and last name are required. If your school doesn't allow you to use students' full names, you may use initials.

[E-mail](#) me a list of students' usernames and passwords

[E-mail](#) each student his or her username and password

Save changes >>

Subscribers with more than 30 students: Click the **Add more rows** link.

? Trial users can enter up to 30 students.

Click **Save changes** to submit your roster.

? You can save your changes at any time and finish entering information later.

Congratulations!

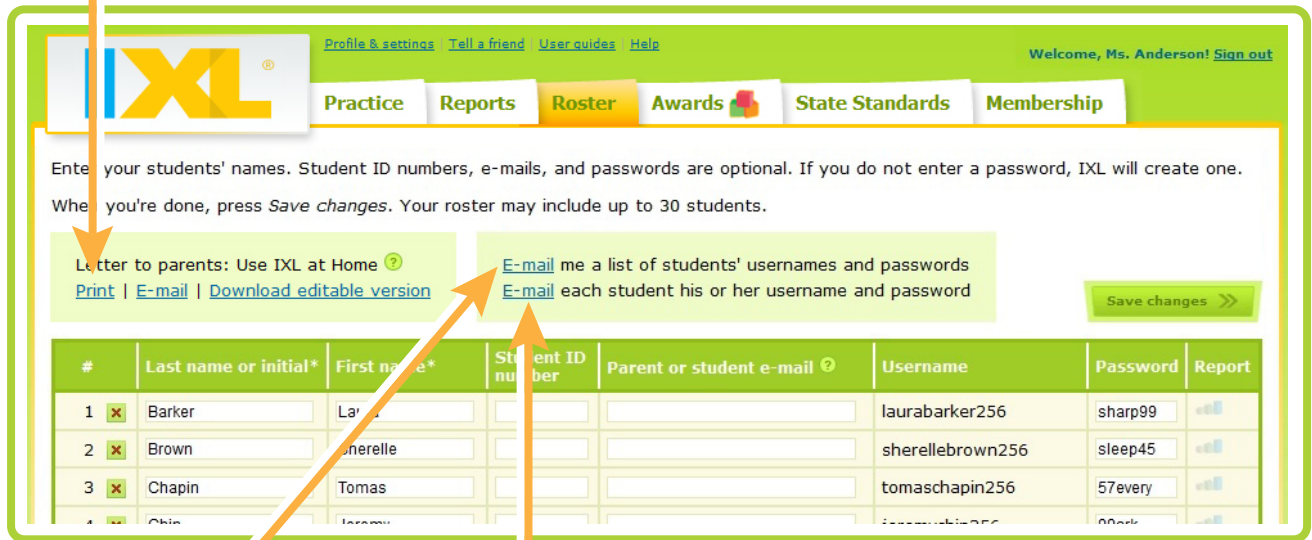
Your IXL roster is complete. Students can sign in with the usernames and passwords displayed on your roster.

Follow two more steps below to prepare to introduce your class to IXL!

5 Use the links provided to:

Send a letter encouraging parents to use IXL at home.

 If you'd like to customize the letter for your class, download the editable version.




Profile & settings | Tell a friend | User guides | Help

Welcome, Ms. Anderson! [Sign out](#)

Practice | Reports | **Roster** | Awards | State Standards | Membership

Enter your students' names. Student ID numbers, e-mails, and passwords are optional. If you do not enter a password, IXL will create one. When you're done, press **Save changes**. Your roster may include up to 30 students.

Letter to parents: Use IXL at Home  [Print](#) | [E-mail](#) | [Download editable version](#)

[E-mail me a list of students' usernames and passwords](#) | [E-mail each student his or her username and password](#) | [Save changes >>](#)

#	Last name or initial*	First name*	Student ID number	Parent or student e-mail	Username	Password	Report
1	Barker	Laura			laurabarker256	sharp99	
2	Brown	Sherelle			sherellebrown256	sleep45	
3	Chapin	Tomas			tomaschapin256	57every	
4	Chis	Isamu			isamuchis256	00ask	

E-mail a list of all student usernames and passwords to yourself, for easy reference.

E-mail each student's username and password to the e-mail address you entered for that student on your roster.

Set up your roster



6 Before your students start practicing, edit your profile settings:

Profile and settings [Help](#) | [Close](#)

Manage your profile
You are currently logged in as **anderson_math**.

Teacher profile

How do you want your name displayed?	Ms. Anderson
First name *	Kelly
Last name *	Anderson
Password	Change password
E-mail address *	anderson@westdale.k12.c
School	Westdale School
State/Province	California
Country	United States

Settings

Time zone	US/Pacific
First day of school	August 1
Receive report e-mails	<input checked="" type="checkbox"/>
Hide grade levels	<input type="checkbox"/>
While practicing	
Hide timer	<input type="checkbox"/>
Hide skill menu	<input type="checkbox"/>

* Required

Submit **Cancel**

Callouts:

- Click the **Profile & settings** link to view this window.
- How do you want IXL to display your name to students?
- U.S. users: Choose your state here so that IXL can display the correct state standards.
- Select this check box if you want to hide grade level titles in IXL, for all your students. (Pre-Kindergarten will be displayed as Level A, and First Grade will be displayed as Level C.)
- Click **Submit** to save your changes.