

Chapter 1:

Introduction





Table of Contents

Welcome	9
Technical Requirements	10
Getting Started	11
<i>What is IXL?</i>	11
<i>Join IXL</i>	11
<i>Practicing math</i>	11
<i>Navigating in IXL</i>	13
Join IXL	15
<i>Family memberships</i>	15
<i>Educator subscriptions</i>	15
<i>Try it out for free!</i>	15
International Users	16
<i>Tell us what you need</i>	16
<i>Become a member!</i>	16
Customizing IXL	17
<i>Select or create a profile icon</i>	17
<i>Hide grade level titles</i>	17
<i>Hide the timer</i>	18
<i>Hide the left navigation menu</i>	18



Welcome

Get ready for excellence!

Widely recognized as the Web's most comprehensive math site, IXL offers a dynamic and fun environment for students to practice math. Packed with features that keep kids engaged and keep parents and teachers informed, IXL is the tool of choice for math achievement.

IXL is comprehensive. With math practice for grades pre-K through 8, more than 1,000 skills, and an unlimited number of problems, IXL has everything your students need to excel in math. And just to be sure, IXL's problems include a mix of styles, including multiple choice and fill-in-the-blank, to ensure actual skill mastery.

IXL is easy to use. Designed with a clean, uncluttered interface, students won't be distracted from their math goals, and parents and teachers can monitor students with simple, yet powerful, tools.

IXL is exciting. Students tackle challenges and earn rewards for their accomplishments. Math problems become increasingly difficult as students progress to ensure full comprehension of each skill.

IXL is informative. Parents and teachers can track their students' progress using IXL's vast library of detailed reports. Select from multiple options within each report to customize the data to suit your needs.

IXL is standards-based. The skills in IXL are aligned to standards for each US state, as well as Washington DC and the Department of Defense Education Activity (DoDEA). You'll never be surprised by test scores again. And when you know which skills are problems for your students, you can give those areas extra attention.



Technical Requirements

IXL works well on a variety of computer and browser platforms. Most users' configurations already meet these requirements.

Operating systems and browsers

IXL supports the operating systems listed in the table below, with the latest available versions of the indicated browsers.

Operating System	Browsers
Windows	<ul style="list-style-type: none">• Internet Explorer 6, 7, 8, 9• Mozilla Firefox 3.0, 3.5, 4.0• Google Chrome
Macintosh OS X	<ul style="list-style-type: none">• Safari 3.0, 4.0, 5.0• Mozilla Firefox 3.0, 3.5, 4.0• Google Chrome

Note: You should always make sure your computer has the latest available operating system and browser patches. Running without the latest patches may prevent IXL features from working properly.

Hardware

We recommend you have at least 256MB of installed RAM, and you should set your display to a resolution of 1024x768 with 32-bit color depth.

To use the audio feature that allows you to hear the text of math problems and their answers, you need to have a sound card installed in your computer and either speakers or a headphone jack and headphones. Note that the audio feature is designed to assist younger users practicing math at the pre-K, Kindergarten, and first grade levels.

Internet connection


To use IXL, your computer must be connected to the Internet. You can connect via a proxy device, however the proxy device must obey the HTTP/1.1 protocol, including all caching and anti-caching directives. We recommend a connection speed of at least 128Kbps.

Additional software

For some features in IXL, such as the reports, you'll need additional software, which is probably already installed on your computer. If not, you can download these products free of charge.

You'll need the following:

- Adobe Flash Player. You can download this at <http://get.adobe.com/flashplayer>.
- Adobe Reader or another PDF viewer. You can download Adobe Reader at <http://get.adobe.com/reader>.



Getting Started

IXL is easy to use, so students can concentrate on practicing their math. Before you get started, take a minute to become familiar with the main components.

What is IXL?

IXL is a Web-based educational tool that makes practicing math fun. Students can take on challenges that help them master the skills necessary to perform up to their state's standards. With unlimited math problems and over 1,000 topics, students never get bored!

In addition to the unparalleled practice opportunities, IXL also offers a powerful reports component that teachers and parents can use monitor student progress closely.

Join IXL

Anyone who visits IXL can complete up to 20 questions each day and view state standards. But if you want the ability to complete unlimited math problems every day, and if you want IXL to save student work so you can view progress reports, you need to join.

IXL offers two ways to join. Family memberships are designed for parents to use with their children at home. Educator subscriptions are designed for teachers to use with their students at school. Teachers can subscribe with a single classroom license or they can subscribe as part of a site license, which includes multiple teacher accounts.

Children and students use their accounts to practice math. Parents and teachers use their accounts to monitor their children and students, respectively.

For simplicity, this document uses the term *student* to refer to both student and children account holders, except where specifically differentiated.

Practicing math

When students enter our site, they can practice math right away by:

- Selecting a skill from their grade or level or from a topic category they choose.
- Choosing a challenge on their game board.
- Clicking on a skill associated with a state standard.

Without an account, students can complete up to 20 problems every day, although they cannot access the game board or earn awards, and IXL will not save their work.

Students who have an account - a child account within a family membership or a student account within an educator subscription - can complete an unlimited number of problems, as long as they are signed in. In addition, signing in ensures student results are stored in the system.

IXL generates problems targeted to the grade or level and skill you select. A skill is a specific topic that is taught in the selected grade. Students can choose from any grade level or skill. As they progress towards mastery of a skill, the problems become increasingly difficult.



Figure 1: Main Page

IXL [Tell a friend](#) [User guides](#) [Help](#) Username Password [Sign in](#) Remember me [Create an account](#)

[Practice](#) [Reports](#) [Awards](#) [State Standards](#) [Membership](#)

Math for the left and right brain

Comprehensive, dynamic content >>

"I believe this program has made our daughter a stronger math student and has given her the ability and desire to want to be challenged and successful in math. In school, third grade word problems with the hidden concept of 'solve for X' was her most challenging concept. But getting extra word problems from the IXL program really helped."

Parent, Corona, California, U.S.A.

[Read more testimonials: parent | teacher](#)

Grades Pre-K to 8

Pre-K

Counting dots, comparing groups, long and short, and more.

[See all 41 skills >>](#)

Kindergarten

Patterns, identifying shapes, skip-counting, and more.

[See all 104 skills >>](#)

First grade

Bar graphs, addition word problems, counting coins, and more.

[See all 151 skills >>](#)

Second grade

Place-value models, reading clocks, fractions, and more.

[See all 211 skills >>](#)

Third grade

Multiplication facts, line graphs, adding decimals, and more.

[See all 212 skills >>](#)

Fourth grade

Adding mixed numbers, calculating probabilities, and more.

[See all 203 skills >>](#)

Fifth grade

Multiplying fractions, finding percentages, area, and more.

[See all 263 skills >>](#)

Sixth grade

Percentages, variable expressions, exponents, and more.

[See all 251 skills >>](#)

Seventh grade

Pythagorean theorem, proportional relationships, and more.

[See all 248 skills >>](#)

Eighth grade

Linear functions, solving equations, cube roots, and more.

[See all 255 skills >>](#)

Coming soon

Algebra, geometry, and other advanced topics are on their way! [Learn more >>](#)


State standards

Alabama	Indiana	Nevada	Tennessee
Alaska	Iowa	New Hampshire	Texas
Arizona	Kansas	New Jersey	Utah
Arkansas	Kentucky	New Mexico	Vermont
California	Louisiana	New York	Virginia
Colorado	Maine	North Carolina	Washington
Connecticut	Maryland	North Dakota	West Virginia
D.C.	Massachusetts	Ohio	Wisconsin
Delaware	Michigan	Oklahoma	Wyoming
Florida	Minnesota	Oregon	Common Core
Georgia	Mississippi	Pennsylvania	DoDEA
Hawaii	Missouri	Rhode Island	
Idaho	Montana	South Carolina	
Illinois	Nebraska	South Dakota	

Around the world

IXL is used in more than 150 countries, including...

[Company Information](#) | [Terms of Service](#) | [Technical Support](#) | [Tell us what you think](#) | [Testimonials](#) | [Jobs](#) | [Contact Us](#)
[Australia](#) | [Canada](#) | [Ireland](#) | [New Zealand](#) | [South Africa](#) | [United Kingdom](#) | [United States](#) | [More countries](#)
 © 2011 IXL Learning. All rights reserved.



Navigating in IXL

IXL has a very straight-forward interface. Each section below corresponds to a section in the screenshot above.

IXL Tabs

Every main window displays the **Practice, Reports, Awards, State Standards, and Membership** tabs.

Note: IXL does not display the State Standards tab if you are signed in to your IXL account and you are located outside of the United States, as determined by your profile information, or if you are signed in to a student account and your parent or teacher has chosen to hide grade designations.

Teachers also have access to the **Roster** tab.

Grade level practice

From the main screen, students can select a grade or level and see all its associated skills on the **Practice** tab. Here, they can select the desired skill to begin practicing math. Alternately, they can select to view skills by topic on the Practice tab, to select from all skills for a topic, regardless of grade level

Game board on the Awards tab

Students have the option of launching their practice from the game board on the **Awards** tab. Here, they can view their current challenges by holding their mouse over squares marked with a question mark. The system displays a pop-up describing the challenge, and provides a link to the appropriate area of the Practice tab. Students can also view and reveal earned prizes on the Awards tab.

Once students select a skill or a challenge, the system presents them with the math problems.

Standards-based practice on the State Standards tab


Students needing practice in skills associated with specific state standards can begin their practice from the **State Standards** tab. Here, they can drill down to the appropriate standard and click on a skill listed for it. IXL displays practice problems for the skill on the **Practice** tab.

Audio-enabled practice

When practicing math at the pre-K, Kindergarten, or first grade level, users can click an icon to hear the text of the question and its answer options, when appropriate. This feature ensures even your youngest scholars can practice math with IXL, regardless of their reading skills.

User profiles and settings

When you sign in to an IXL account, you'll see the **Profile & settings** link at the top of every main window. Click here to update your profile and user settings. Parents and teachers can customize the IXL interface from here.



Account management

Parents and teachers can update their membership or subscription settings by clicking the **Account management** link on the Membership tab. Note that you must be signed in to your account to access this page.

One-click access to state math standards

From IXL's home page, you can view any state's math standards by clicking that state, or the District of Columbia, in the **State standards** section at the bottom of the page. You can also view math standards for the US Department of Defense Education Activity by clicking the **DoDEA** link.

Help

All users can access the help system by clicking **Help** at the top of every main window. The information is specific to the page you are viewing. You can also access a digital version of the User's Guide here by clicking **User guide**.

International versions

IXL offers several international versions of the site.

From any page on our site other than the IXL home page, you can get information about international versions by clicking the **International** link at the bottom of the window.

If you are accessing IXL from outside the US, you will see a flag icon at the top of the page. If you are not signed in to an account, you can click the flag to go to a different country's version.



Join IXL

IXL Math offers both family memberships and educator subscriptions. When you sign up for an IXL membership or subscription, you have access to the full set of features. Joining is the only way to save student results, track progress, and generate reports.

Family memberships

Family memberships are designed for home use. For more information, see [Family Memberships](#) in Chapter 2. To sign up for a family membership, see [Signing Up for a Family Membership](#) in Chapter 2.

Educator subscriptions

Subscriptions are designed for teachers and schools. Individual teachers can sign up for a classroom license. Schools can sign up for a site license. For more information, see [Educator Subscriptions](#) in Chapter 3. To sign up for an educator subscription, see [Signing Up for an Educator Subscription](#) in Chapter 3.

Try it out for free!

You can use the system, with limited access, without an account. This is a great way to try it out. To get started without an account, see [Practicing Math](#) in Chapter 4.



International Users

IXL is committed to helping students in your country meet their classroom achievement goals.

Don't see a skill you need? Tell us about it.

Tell us what you need

To tell us about your math practice needs, go to the bottom of any page at the IXL site (www.ixl.com) and click the **Contact us** link.

Become a member!

If you don't already have an IXL membership, we'd like to invite you to sign up. You may even be your country's first IXL member!

We'd love for you to become a part of our growing international community and we make it easy to join. To do so, go to IXL's home page at www.ixl.com and click the **Membership** tab.



Customizing IXL

IXL gives you several options for customizing the IXL experience.

Select or create a profile icon

IXL displays your profile icon in the upper right corner of the page when you are signed in to your account. This icon helps students verify that they are signed in to their account when they practice.

Note: Teacher accounts do not have profile icons.

You can select a profile icon from IXL's icon library, or upload one of your own. To set up your icon, follow these steps:

1. If necessary, go to www.ixl.com and sign in. For more information, see [Signing In](#) in Chapter 4.
2. At the top of the window, click **Profile & settings**.
3. Select or upload an icon.
 - To select one from IXL, select the **Select from library** option and click on the icon you want. Scroll to the right using the arrow to view additional icons.
 - To upload an icon, select the **Upload your own** option and enter the full path and file name or browse for the appropriate graphic file on your computer.
4. Click **Submit**.

Once students begin practicing math with IXL and have won prizes, they can use one of their prize icons as their profile icon. For more information, see [Earning Awards](#) in Chapter 4.


Hide grade level titles

Grade level titles can help users quickly identify appropriate skills for a student's level. However, parents and teachers who have students working above or below grade-level can hide grade level titles in IXL. When you do this, IXL does not display text such as *Kindergarten* and *Grade 3* on any IXL screens. Instead, IXL will use more generic labels, such as *Level A*. This setting applies to all student accounts associated with your membership or subscription.

The exact substitutions are as follows:

- Pre-Kindergarten is displayed as Level A.
- Kindergarten is displayed as Level B.
- First grade is displayed as Level C.
- Second grade is displayed as Level D.
- Third grade is displayed as Level E.
- Fourth grade is displayed as Level F.
- Fifth grade is displayed as Level G.
- Sixth grade is displayed as Level H.
- Seventh grade is displayed as Level I.
- Eighth grade is displayed as Level J.

Note: Users must go to <http://www.ixl.com/signin> to sign in to IXL, when you want to hide grade level titles. Otherwise, if users go to the main IXL page, they will see the grade level titles.



To hide grade level titles, follow these steps:

1. If necessary, go to www.ixl.com and sign in. For more information, see [Signing In](#) in Chapter 4.
2. At the top of the window, click **Profile & settings**.
3. Select **Hide grade levels**.
4. Click **Submit**.

Hide the timer

The practice timer encourages students to stay on task and develop speed and accuracy. Teachers may even want to assign a specific amount of IXL practice time as homework. However, if students are discouraged or distracted by the timer, parents and teachers can suppress it from displaying while students practice. This applies to all accounts associated with your membership or subscription. Note that IXL still tracks the amount of time a student spends practicing to use with game board challenges and for reporting purposes, but the information is not visible to him or her.

To hide the timer, follow these steps:

1. If necessary, go to www.ixl.com and sign in. For more information, see [Signing In](#) in Chapter 4.
2. At the top of the window, click **Profile & settings**.
3. Select the **Hide timer** check box.
4. Click **Submit**.

Hide the left navigation menu

On the practice screen, IXL displays a left navigation menu that lists the grades and all skills for each grade. This menu makes it easy for students to switch between different skills. If parents or teachers have concerns about students' ability to focus on their practice and want to restrict the ability to switch skills, you can hide the menu on student practice screens. This setting applies to all accounts associated with your membership or subscription.

To hide the left navigation menu, follow these steps:

1. If necessary, go to www.ixl.com and sign in. For more information, see [Signing In](#) in Chapter 4.
2. At the top of the window, click **Profile & settings**.
3. Select the **Hide skill menu** check box.
4. Click **Submit**.

