



With thousands of skills and instructional resources, IXL offers educators countless ways to maximize learning. In this guide, we'll share one such strategy that can fit into any existing routine: Have teachers use IXL's skill plans to enhance their core classroom instruction.

**The best way for teachers to find the perfect skills that supplement your district's curriculum is through IXL skill plans. Our custom-built skill plans:**

- Provide the exact skills that match all your textbooks and state standards
- Help teachers spend less time lesson planning and more time teaching
- Allow teachers to assign skills and track progress from one place

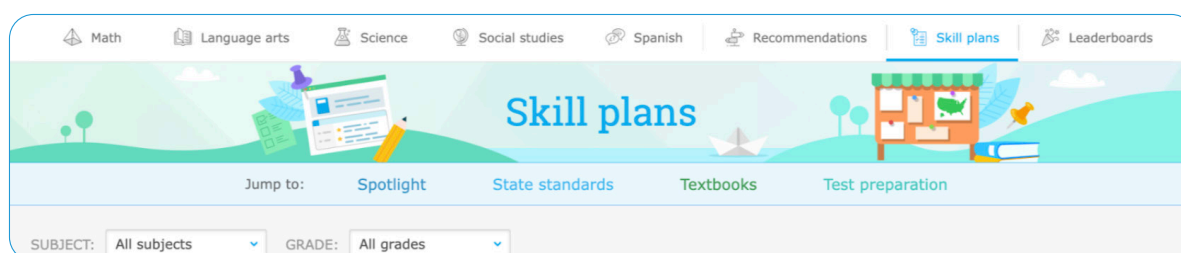
## Steps to successful implementation



## 1 Select your skill plan

Head to the [Skill plans page](#) under the Learning tab to see all skill plans. IXL provides skill plans based on textbooks, state standards, assessments, and more.

Determine the skill plan(s) you want your teachers to focus on, and encourage them to pin the plan for their students. Teachers can pin multiple skill plans or change them throughout the year.



**Tip:** Lead admins can spotlight a skill plan for everyone in their organization to encourage school- or district-wide alignment. Click on the lightbulb icon next to a skill plan to spotlight it.



## 2

## Use research best practices to maximize growth

### Have teachers monitor progress

To maximize IXL's impact, we recommend students work on skills until they reach proficiency (a SmartScore of 80). Research shows students perform better on state assessments when they reach proficiency (a SmartScore of 80) in [two skills per week](#).

**Tip:** Set a goal of 2 skills proficient per week per subject.

### Incorporate skill plans into instructional routines

IXL is flexible and can support your teachers' daily instruction in different ways. Teachers can assign IXL skills as a warm-up, exit ticket, homework, or review.

Share this [implementation plan](#) with your teachers to ensure they know how to use skill plans effectively. It walks them through how to use skill plans as part of in-class instruction and how to assign skills from the plans for independent practice.

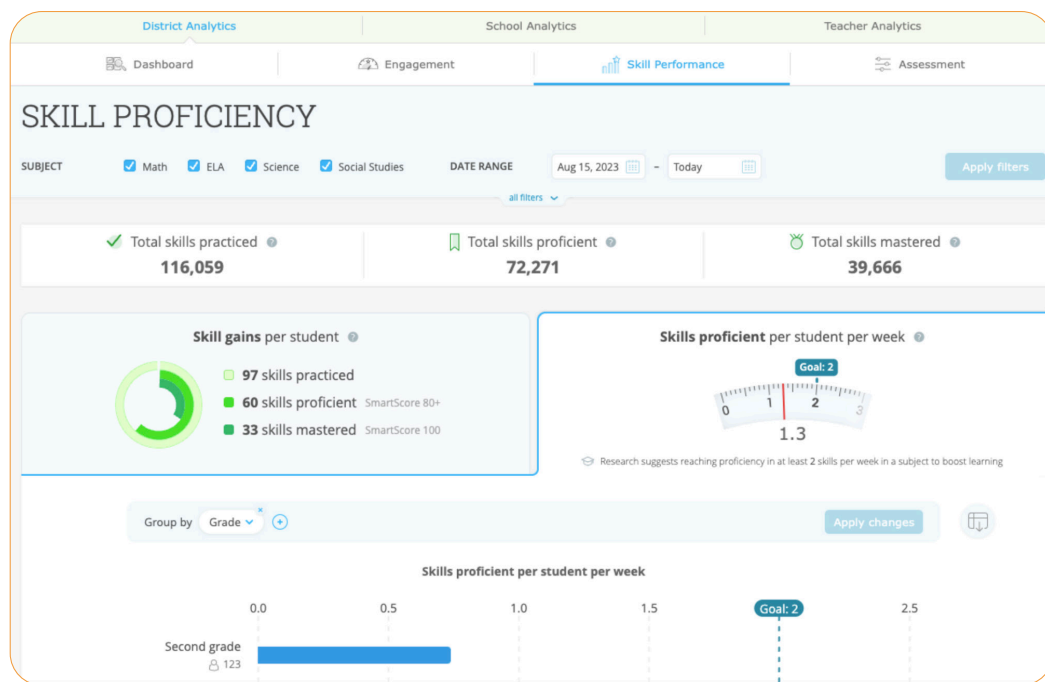


## 3 Monitor progress with IXL Analytics

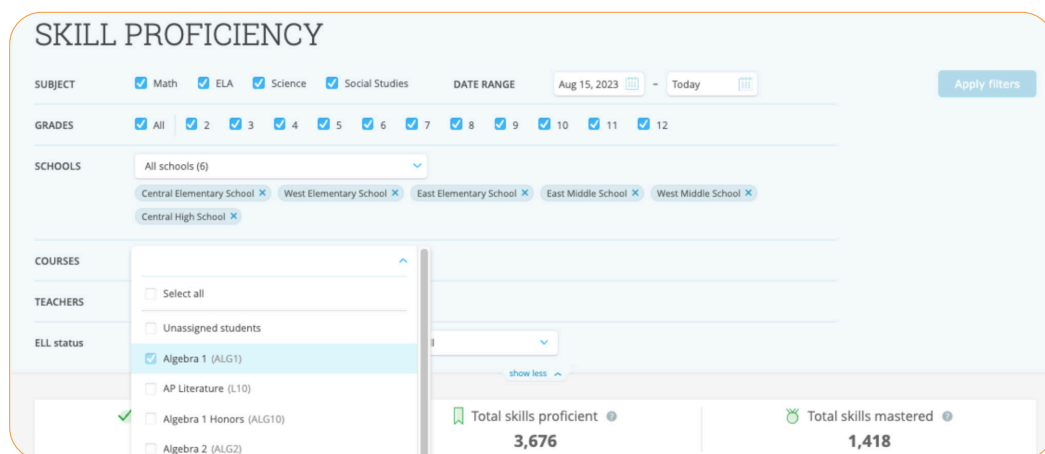
### Admin-level data

Monitor for progress aligned to your IXL usage goals (2 skills proficient per week) with the Skill Proficiency report. This report shows you the number of proficient skills students in your school or district are completing each week.

Find the [Skill Proficiency report](#) under the Skill Performance tab in the Analytics page.



**Tip:** Filter by schools, courses, or teachers, to get the exact data you need.



## Real-time data: Live School

Get a real-time look at IXL usage in your schools with the [Live School](#) report under the School Analytics tab. See exactly what students are working on, at this exact moment.

