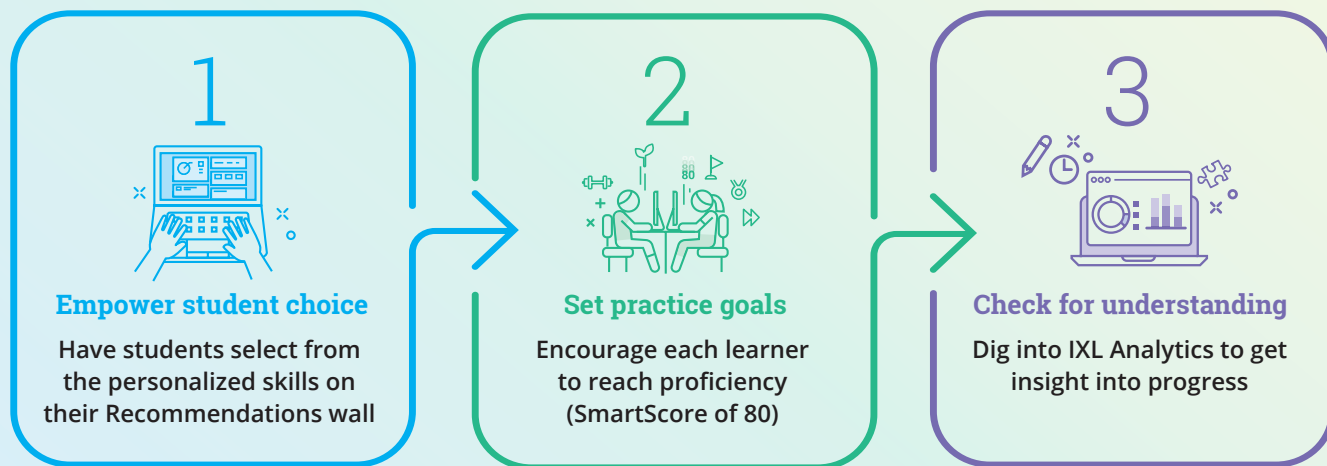




## STEPS TO SUCCESSFUL IMPLEMENTATION

IXL's personalized guidance ensures your students are working on the best possible skills to help them grow.



## LET'S TAKE A CLOSER LOOK AT HOW IXL HELPS YOU DELIVER PERSONALIZED LEARNING TO EVERY STUDENT



1.

### Empower student choice

#### Have students visit the Recommendations wall

Every student on IXL has a Recommendations wall full of skills that have been hand-picked to help them grow. Encourage students to own their learning by choosing any skill that appeals to them. You can rest assured that each skill is at the right level and will help your students on their learning journey.

**Recommendations** Student: Gage Beach

Here are all the math and language arts skills recommended just for you, based on what you've been working on recently. Explore the different types of recommendations, and click on any skill you'd like to try!

**This Venn diagram compares two characters from myths, Numa Pompilius and Mars.**

• Roman myth
• Roman myth

• based on the Venn diagram, which is true about Mars?

Mars received animals from the flood.
  Mars lived by floating on a board alone.
  Mars was not saved from the flood.

Try something new

**I.2 Read graphic organizers**

The model shows the product of  $\frac{1}{2}$  and a whole number.

Complete the multiplication sentence that matches the model.

$\frac{1}{2} \times \square = \frac{2}{3}$

Try something new

**M.1 Multiply unit fractions by whole numbers using number lines**


Heather is ordering a birthday cake for a friend. The bakery makes lemon, chocolate, vanilla, and banana flavored cakes. Each flavor of cake can come with vanilla, brown, white, or green frosting. How many different combinations can Heather choose from?

combinations

Try something new

**X.16 Combinations**

What is the name of this figure?



VW
  VW
  VW

Try something new

**AA.4 Lines, line segments, and rays**

Select all the words that make up the prepositional phrase.

## 2.

## Set practice goals

**Help every student reach their personal potential**

There are 5 types of skill recommendations on IXL, and each one will help your students grow in a different way. For recommended skills that are new concepts for your students, encourage them to work to a SmartScore of 80 (proficiency).

**Try something new**

Explore new skills or topics you haven't practiced yet.

**Work it out**

Stuck on a skill? Try working on these building block skills to help you tackle your trouble spots.

**Keep at it**

These are skills in which you're making progress but haven't yet reached excellence (SmartScore of 90).

**Go for gold**

You've already demonstrated excellence in these skills—now it's time to reach for mastery.

**Next up**

Extend your knowledge! Build upon the skills you've just learned by trying these natural next steps.

For a fun twist, create a theme for your class's personalized practice. Declare a Work it Out Wednesday or a Try Something New Tuesday!



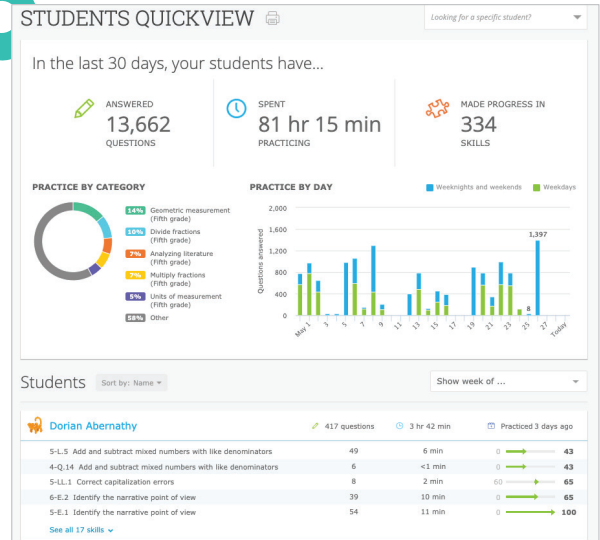
# 3.

## Check for understanding



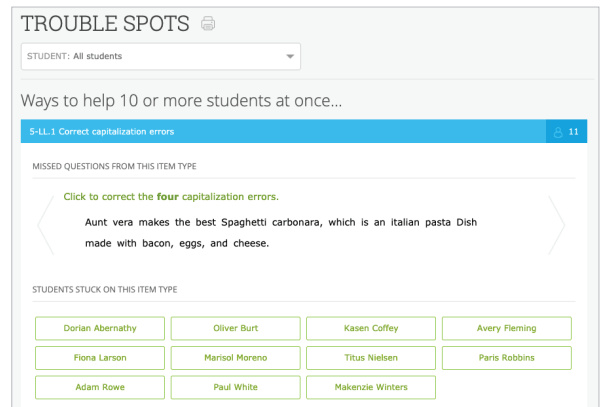
### Students Quickview

Scan your Students Quickview to get an idea of which skills your students worked on and how much progress they made on each one.



### Trouble Spots

Check your Trouble Spots report to see if any students are struggling with particular skills. Plan for an individual or small group reteach for any problem areas you uncover.



## IMPLEMENTATION INSPIRATION

The IXL Recommendations wall can help you support students even when you can't be right by their side. Use the wall:

- As an option for early finishers
- When you're working with a small group
- For bell work
- When you have a substitute