

Unlock the full value of IXL Analytics with demographic and course data



Take full advantage of IXL's robust reporting by adding your demographic and course data to IXL Admin Analytics! Gain more visibility into your students so you can answer key questions for your school or district, empowering you to drive instruction with a new level of confidence.



Demographic data

Enhance your favorite IXL reports with demographic information such as:

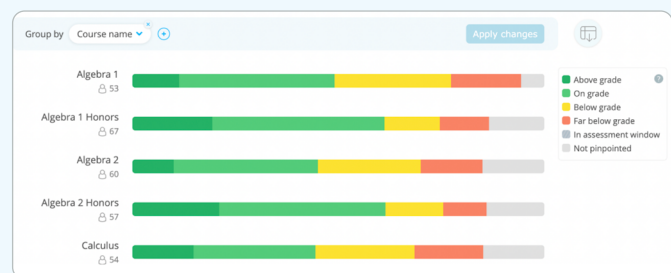
- Gender
- Race
- Hispanic ethnicity
- Home language
- English learner (EL) status
- Free/reduced-price lunch (FRL) status
- Individualized Education Program (IEP) status
- Custom demographic fields*

With this data you'll get a more complete picture of your student population, which you can analyze and share using IXL's elegantly designed reports.

**Interested in other demographic fields? IXL supports custom demographic field options, too!*

Course data

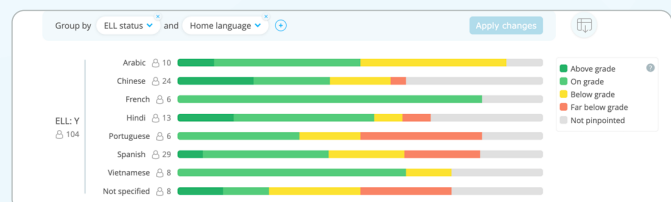
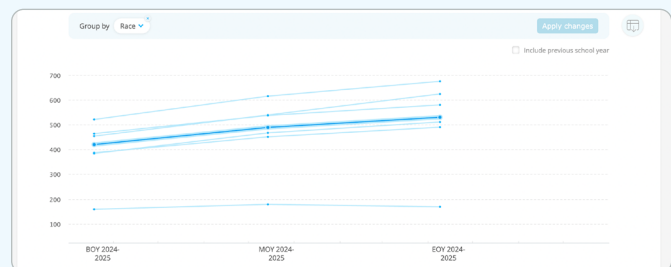
Plus, organize students who are learning the same material into courses. This gives you a clear picture of where students are and where they're expected to be relative to their subject level, rather than just their grade level.



Answer key questions

Easily organize student data to compare multiple groups in the same school report and pull out the crucial information you need.

For example, do you want to compare students based on their home language while separating them by EL status? In a few clicks you can sort your report by up to three demographic groups for precision analysis.



It's easy to add your demographic and course data

Auto-rostering

You can easily share your demographic and course data in your next daily sync through any of your existing student information systems (SIS) or auto-roster integrations (such as [ClassLink](#) or [Clever](#)).

Once shared, IXL's integration will automatically capture the data and add it to your IXL roster as well as your IXL Analytics reports, giving you a more complete picture of your student population.



If you use Clever:

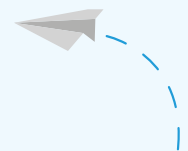
Certain demographic fields are considered sensitive by Clever. You can enable sharing of these fields in your Clever settings.

Manual rostering

Add fields and data for the demographics and courses you'd like to include to your student roster file, then simply upload it to IXL. For more information, consult our [rostering QuickStart guide](#).

Ready to use IXL Analytics to its full potential?

Get started under [Integrations](#) in your IXL account!



If you have any questions, we're here to help!

Call 855-255-8800 or reach out to your IXL account services specialist.