

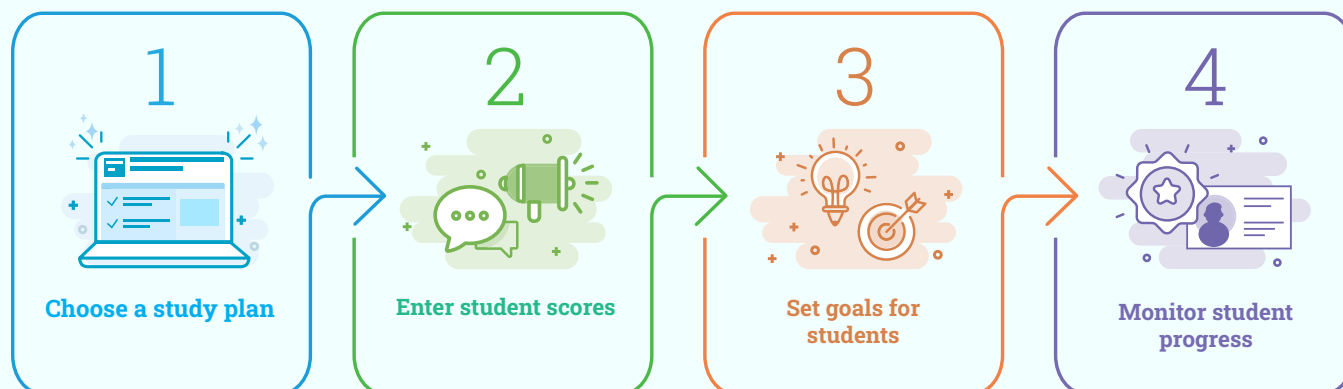


IXL for personalized SAT/ACT prep

IXL's personalized study plans help students succeed on the SAT, ACT, and PreACT by guiding them to the exact skills that will improve their scores.

Based on a student's current test scores, IXL's StudyWise tool creates a precise, personalized list of IXL skills they should work on. At any time, students can enter updated scores to get targeted next steps. With personalized study plans, teachers and students have a powerful and efficient tool to prepare for high-stakes exams.

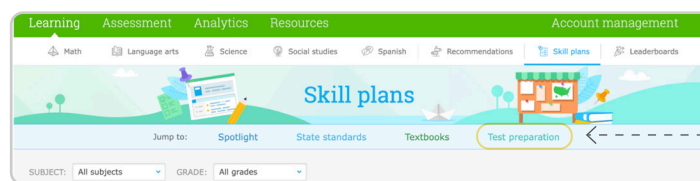
Steps to Successful Implementation



1. Choose a study plan

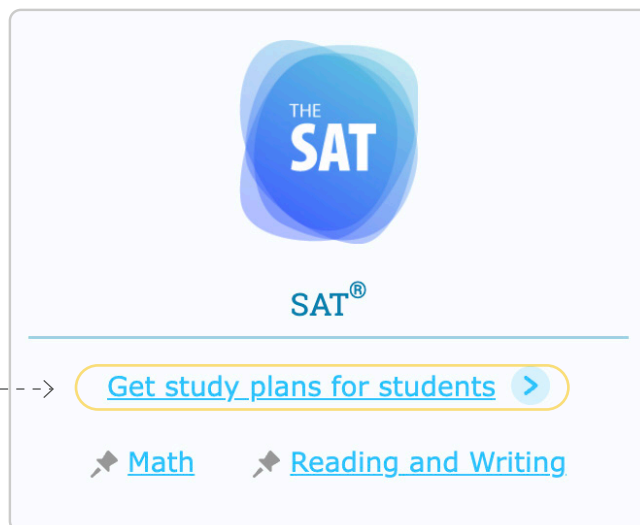
First, identify the study plan(s) you'd like to use: IXL offers personalized study plans for the math and English language arts portions of the SAT, ACT, and PreACT.

Head to the [Skill plans page](#) under the Learning tab and click the "Test preparation" link to see all study plans.

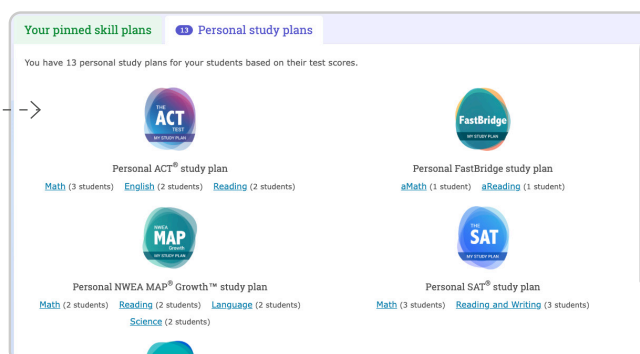


2 Enter student scores

Select “Get study plans for students” to create a custom plan for a student. Enter their scores from a previous test or practice test.



Students can also enter their own scores by following the same instructions.



Once a study plan is created, it will be saved at the top of the Skill plans page under the “Personal study plans” tab. Teachers can assign skills and view student progress directly from the study plan.

3 Set goals for students

Set concrete goals for students to help deepen their understanding of topics and ensure maximum growth. IXL recommends having students work on two skills from their study plan each week until they reach proficiency (a SmartScore of 80).

Research shows reaching proficiency in at least [two skills per week](#) can improve test scores.





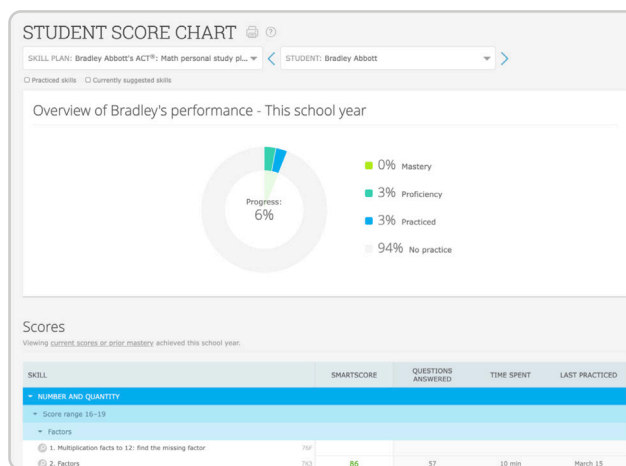
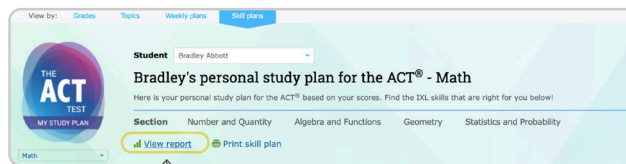
4 Monitor student progress

IXL Analytics: Student Score Chart

Select “View report” at the top of a student’s study plan to check how they are doing on skills specifically from the study plan.

If you see SmartScores below 80, encourage students to continue working on the skill or reach out to them to see if they need assistance.

Students can also see their current SmartScores for each skill, directly within the study plan. Encourage students to keep up with their own progress and aim for a SmartScore of 80 on each skill.



IXL Analytics: Trouble Spots

Check the Trouble Spots report under the Analytics tab for instant insights into whether students are struggling with a particular topic. The report groups students based on their common trouble spots and shows the actual questions students have missed, which can be useful for reteaching in small groups.

