

Progress Share: Connect your IXL account to tutors and teachers

Welcome to IXL Progress Share! This feature lets your family's tutor or teacher see your child's progress reports on IXL. With Progress Share, you give educators insight to help your child succeed, faster.

This guide explains how you can connect your family IXL account to tutors and teachers with their own IXL accounts.

How to set up Progress Share



1.

Navigate to the Progress Share page

- Sign in to your parent profile in your IXL family account.
- Go to the **Profile and Settings** section from the account menu.
- Under each child's profile, click the **Manage Teacher Connections** option.

The screenshot shows the 'Online profiles' section of the IXL account. It lists three profiles: Parent, Child 1, and Child 2. Each profile has fields for a screen name, first name, grade, and secret word. Below the child profiles, there are links for 'LaunchCard', 'Print LaunchCard', and 'Reset LaunchCard'. A dashed box highlights the 'Manage teacher connections' link for Child 1, with an arrow pointing to it from the text 'Under each child's profile, click the Manage Teacher Connections option.'

Online profiles	
Parent	<div>Screen name* Jacki Madden</div> <div>Secret word 1234</div>
Child 1	<div>First name* Amanda</div> <div>Secret word 1234</div> <div>Grade K</div> <div>LaunchCard Print LaunchCard Reset LaunchCard</div> <div>Manage teacher connections </div>
Child 2	<div>First name* Thomas</div> <div>Secret word 1234</div> <div>Grade Pre-K</div> <div>LaunchCard Print LaunchCard Reset LaunchCard</div> <div>Manage teacher connections </div>

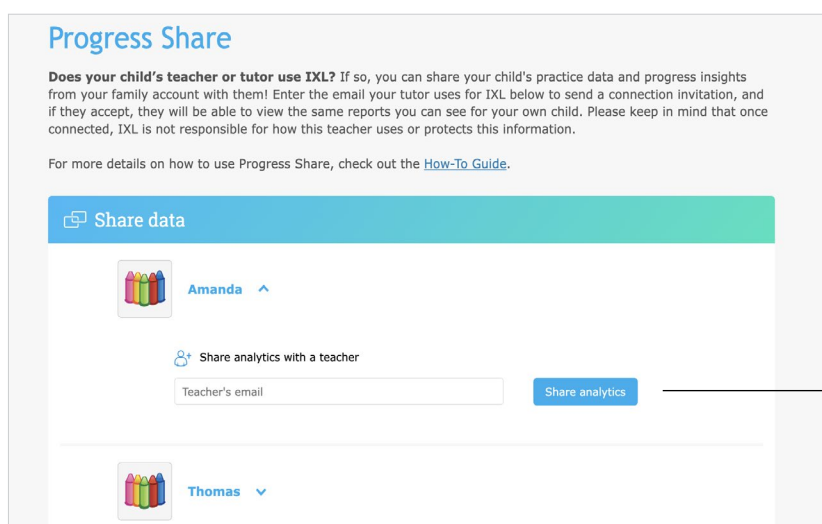


2.

Invite your tutor or teacher to connect

- You will be directed to the **Progress Share** page.
- Under the child whose progress you want to share, enter educator's IXL email address and click **Share Analytics**.

Note: If the entered email is not associated with an IXL account, the tutor or teacher will not receive an invitation.





Progress Share

Does your child's teacher or tutor use IXL? If so, you can share your child's practice data and progress insights from your family account with them! Enter the email your tutor uses for IXL below to send a connection invitation, and if they accept, they will be able to view the same reports you can see for your own child. Please keep in mind that once connected, IXL is not responsible for how this teacher uses or protects this information.

For more details on how to use Progress Share, check out the [How-To Guide](#).


Share data

 **Amanda** ^

 Share analytics with a teacher

Teacher's email

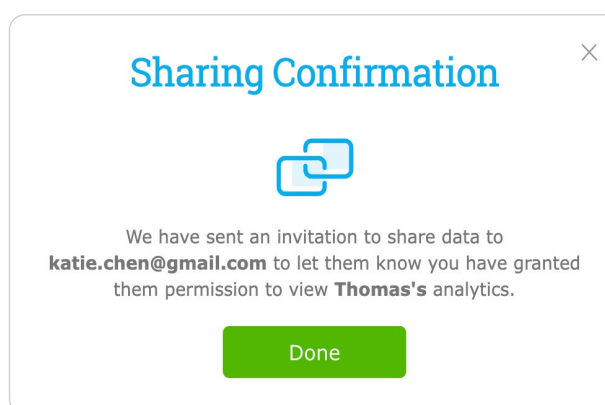
Share analytics

 **Thomas** v


Once your tutor or teacher accepts the invitation you're connected! They'll be able to view the same reports you can see for your own child: Usage, Diagnostic, Trouble Spots, Scores, Questions, and Progress.

When you enable Progress Share, you give educators the reports they need to:

- Quickly identify areas where your child is struggling.
- Track your child's progress and find ways to maximize learning.



Sharing Confirmation ×



We have sent an invitation to share data to **katie.chen@gmail.com** to let them know you have granted them permission to view **Thomas's** analytics.

Done

Steps for educators to accept the connection



1.

Receive and review the invitation

Tutors and teachers with an active IXL account will receive an email from IXL inviting them to connect with the family account. This email will include a direct link to manage the connection.

IXL

Connection Invitation

You have been invited to view analytics information for Thomas.
Visit your Progress Share page to accept the invitation.

[Manage Connections](#)

[f](#) [t](#) [p](#) [y](#) [i](#) [n](#)

[Sign in](#) / [IXL blog](#) / [Contact us](#) / [Privacy policy](#)

© 2025 IXL Learning. All rights reserved.
777 Mariners Island Blvd., Suite 600, San Mateo, CA 94404 USA



2.

Access the Progress Share page

- Click **Manage Connections** in the email to access the **Progress Share** page.
- Alternatively, sign in to your IXL account and navigate to the **Profile and Settings** section to find a link to the Progress Share page.

3.

Manage connections

On the Progress Share page, tutors and teachers can:

- View pending and active connections.
- **Accept or decline** connection requests.
- **Remove** active connections if necessary.

Active connections	
Claudia Parent: Lourdes Galindo	Disconnect View analytics
Eduardo Parent: Marisol Cuan	Disconnect View analytics
Fernanda Parent: Daniel Torres	Disconnect View analytics
Jin Parent: Yumi Okabe	Disconnect View analytics

Pending connections	
Annabelle Parent: Gordon Pym	Decline Accept connection
Gabriela Parent: Sergio Chambers	Decline Accept connection



Viewing student analytics

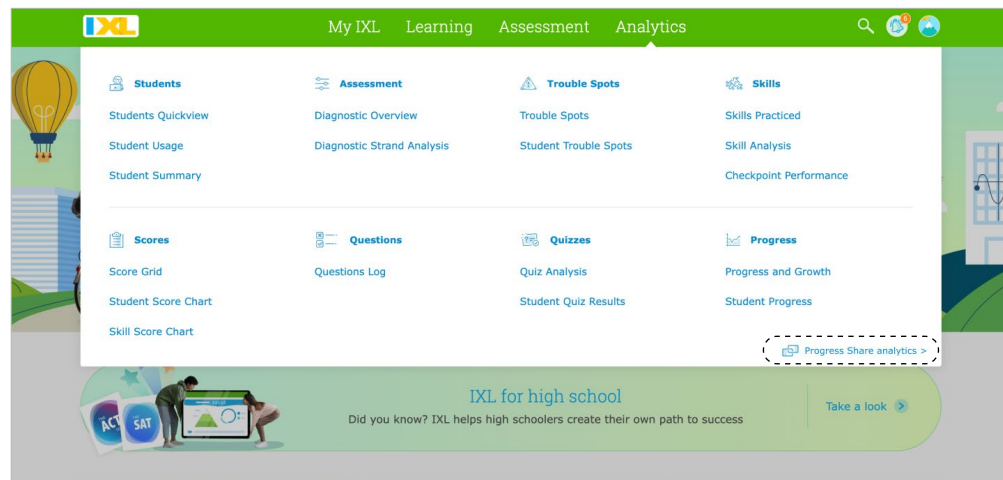


Viewing student analytics

Once a tutor or teacher accepts a connection, they can view the child's practice analytics through:

- The Progress Share page.
- The Analytics tab in their IXL account.

Progress Share helps educators plan more effective sessions by providing immediate insights into a student's strengths and areas for growth.



Key Features of Progress Share

- **Streamlined Sessions:** Tutors and teachers know exactly what to focus on, ensuring no time is wasted.
- **Goal Setting:** Educators can establish measurable goals to boost learners' confidence and motivation.
- **More Collaboration:** Parents, educators, and students can easily communicate about progress and next steps.

Note: Families and educators can end a Progress Share connection at any time through their Progress Share pages.