

IXL Summer Math Exploration

Grades 3–5



STEP 1

Choose one of the skills below to practice estimating angles. (To quickly find each skill, type the three-character skill ID into the search bar at the top left of the page). Remember, you can review your skills with a previous grade or challenge yourself with the grade you'll be in this fall! Aim for a SmartScore of at least 80.

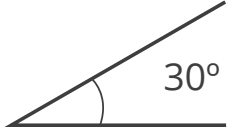
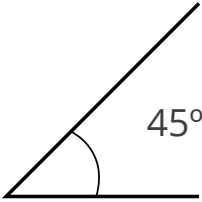
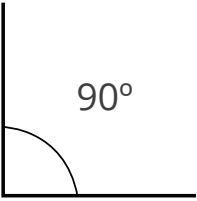
SKILL NAME	3RD GRADE	4TH GRADE	5TH GRADE
Types of angles			RGW
Measure angles with a protractor		NCN	GSJ
Estimate angle measurements		LUJ	
Angles greater than, less than, or equal to a right angle		2YR	

STEP 2

Go outside! Can you find anything outside with the following angles?

1. Find the object.
2. Draw the object or take a photo of it.
3. With a protractor or smartphone, measure the angle.
(Use the iPhone Compass app or any available Android protractor app.)

Angle	Drawing or smartphone picture	Measurement using smartphone
15° angle (<i>example</i>)		

Angle	Drawing or smartphone picture	Measurement using smartphone
<p>30° angle</p> 		
<p>45° angle</p> 		
<p>90° angle</p> 		
<p>120° angle</p> 