


SPRING 2020 | PACK #1



At-home Learning




GRADE 3

For more print materials, check out
IXL's workbook series on [Amazon.com](https://www.amazon.com)!

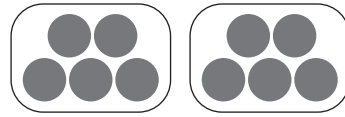
1

Modeling multiplication

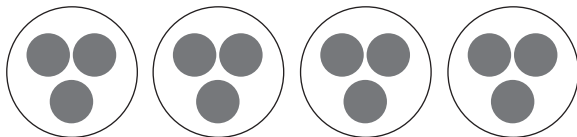
Fill in the blanks. Follow the example.



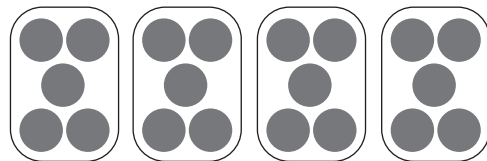
$$\begin{array}{l} \underline{4} + \underline{4} + \underline{4} = \underline{12} \\ \underline{3} \text{ groups of } \underline{4} = \underline{12} \\ \underline{3} \times \underline{4} = \underline{12} \end{array}$$



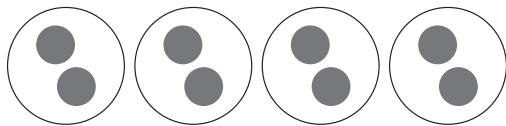
$$\begin{array}{l} \underline{\quad} + \underline{\quad} = \underline{\quad} \\ \underline{\quad} \text{ groups of } \underline{\quad} = \underline{\quad} \\ \underline{\quad} \times \underline{\quad} = \underline{\quad} \end{array}$$



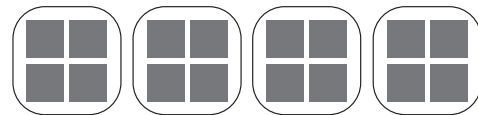
$$\begin{array}{l} \underline{\quad} + \underline{\quad} + \underline{\quad} + \underline{\quad} = \underline{\quad} \\ \underline{\quad} \text{ groups of } \underline{\quad} = \underline{\quad} \\ \underline{\quad} \times \underline{\quad} = \underline{\quad} \end{array}$$



$$\begin{array}{l} \underline{\quad} + \underline{\quad} + \underline{\quad} + \underline{\quad} = \underline{\quad} \\ \underline{\quad} \text{ groups of } \underline{\quad} = \underline{\quad} \\ \underline{\quad} \times \underline{\quad} = \underline{\quad} \end{array}$$



$$\begin{array}{l} \underline{\quad} + \underline{\quad} + \underline{\quad} + \underline{\quad} = \underline{\quad} \\ \underline{\quad} \text{ groups of } \underline{\quad} = \underline{\quad} \\ \underline{\quad} \times \underline{\quad} = \underline{\quad} \end{array}$$



$$\begin{array}{l} \underline{\quad} + \underline{\quad} + \underline{\quad} + \underline{\quad} = \underline{\quad} \\ \underline{\quad} \text{ groups of } \underline{\quad} = \underline{\quad} \\ \underline{\quad} \times \underline{\quad} = \underline{\quad} \end{array}$$

IXL.com
skill ID
GGC

For more practice, visit [IXL.com](https://www.ixl.com) or the IXL mobile app and enter this code in the search bar.

2

Multiplication facts

Multiply.

$6 \times 3 = \underline{\quad}$

$3 \times 8 = \underline{\quad}$

$2 \times 3 = \underline{\quad}$

$4 \times 2 = \underline{\quad}$

$3 \times 4 = \underline{\quad}$

$3 \times 10 = \underline{\quad}$

$5 \times 4 = \underline{\quad}$

$6 \times 6 = \underline{\quad}$

$9 \times 3 = \underline{\quad}$

$2 \times 8 = \underline{\quad}$

$8 \times 5 = \underline{\quad}$

$4 \times 7 = \underline{\quad}$

$7 \times 10 = \underline{\quad}$

$7 \times 7 = \underline{\quad}$

$8 \times 6 = \underline{\quad}$

$9 \times 6 = \underline{\quad}$

$3 \times 7 = \underline{\quad}$

$4 \times 9 = \underline{\quad}$

$7 \times 9 = \underline{\quad}$

$5 \times 6 = \underline{\quad}$

$7 \times 8 = \underline{\quad}$

IXL.com

skill ID

PNV

3

Division facts

Divide.

$25 \div 5 = \underline{\quad}$

$21 \div 7 = \underline{\quad}$

$24 \div 3 = \underline{\quad}$

$42 \div 6 = \underline{\quad}$

$32 \div 8 = \underline{\quad}$

$15 \div 3 = \underline{\quad}$

$24 \div 4 = \underline{\quad}$

$55 \div 11 = \underline{\quad}$

$63 \div 7 = \underline{\quad}$

$30 \div 6 = \underline{\quad}$

$64 \div 8 = \underline{\quad}$

$45 \div 9 = \underline{\quad}$

$72 \div 12 = \underline{\quad}$

$16 \div 2 = \underline{\quad}$

$56 \div 7 = \underline{\quad}$

$35 \div 5 = \underline{\quad}$

$27 \div 3 = \underline{\quad}$

$36 \div 6 = \underline{\quad}$

$81 \div 9 = \underline{\quad}$

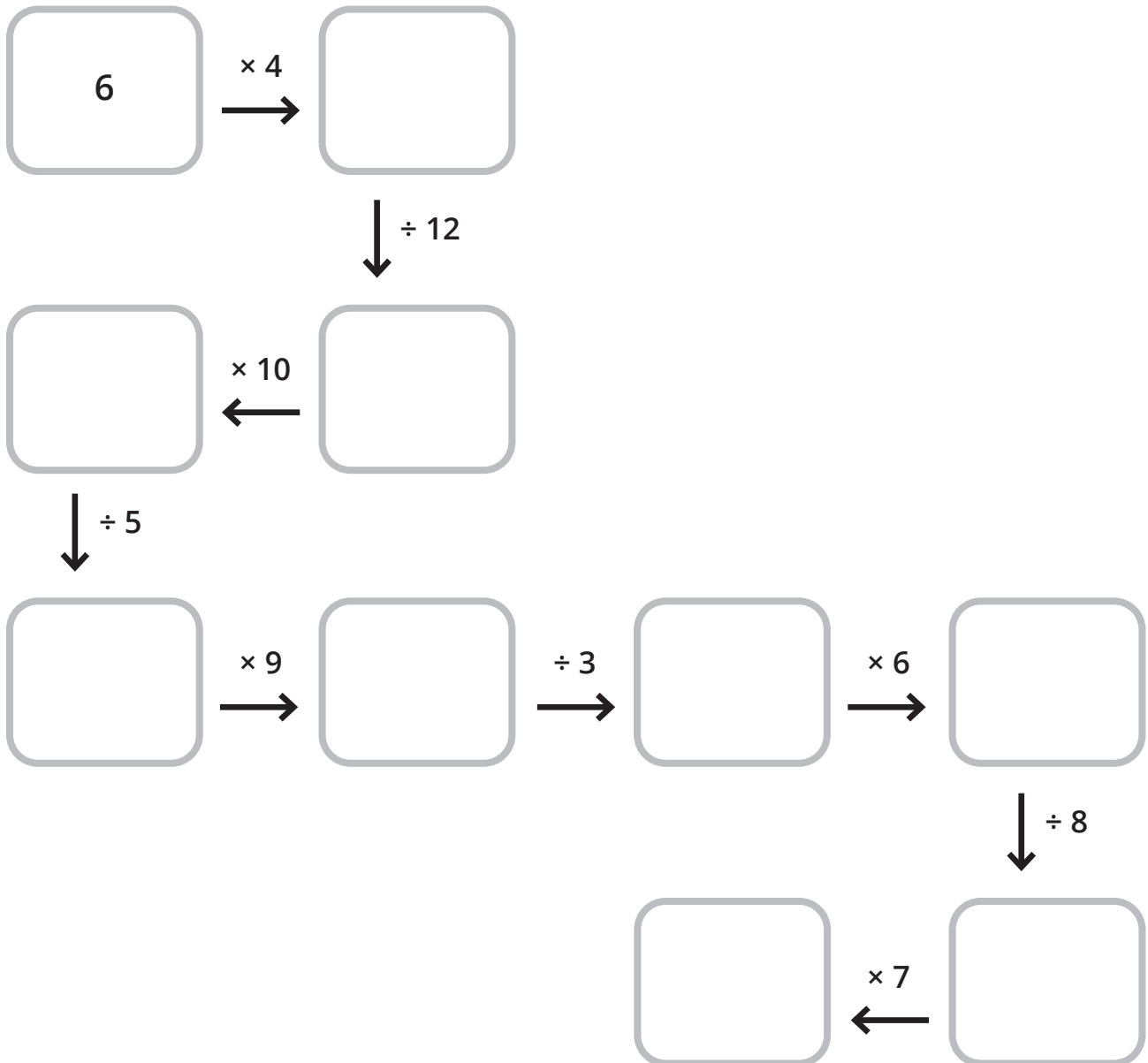
$70 \div 7 = \underline{\quad}$

$28 \div 7 = \underline{\quad}$

4 Multiplying and dividing

Write the missing numbers.

START



FINISH

IXL.com
skill ID
7RF

5 Mixed operations

Write the missing numbers.

$$\underline{\quad} \times 11 = 22$$

$$5 + \underline{\quad} = 15$$

$$\underline{\quad} \div 6 = 12$$

$$11 - 7 = \underline{\quad}$$

$$4 \times \underline{\quad} = 16$$

$$7 + 5 = \underline{\quad}$$

$$9 + \underline{\quad} = 17$$

$$\underline{\quad} - 7 = 5$$

$$18 \div \underline{\quad} = 3$$

$$\underline{\quad} \times 9 = 36$$

$$49 \div 7 = \underline{\quad}$$

$$\underline{\quad} - 6 = 4$$

$$6 + \underline{\quad} = 12$$

$$\underline{\quad} \div 6 = 8$$

$$3 \times 3 = \underline{\quad}$$

$$\underline{\quad} \times 5 = 40$$

$$20 - \underline{\quad} = 10$$

$$44 \div 11 = \underline{\quad}$$

$$45 + 9 = \underline{\quad}$$

$$\underline{\quad} \div 3 = 7$$

$$18 - 2 = \underline{\quad}$$

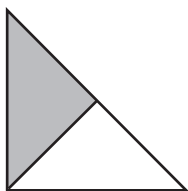
$$\underline{\quad} - 12 = 36$$

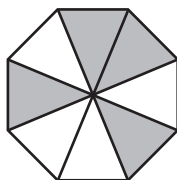
$$7 \times 7 = \underline{\quad}$$

$$\underline{\quad} \div 10 = 10$$

6 Understanding fractions

Write the fraction shown.








What fraction of the mugs have a smiley face?



What fraction of the ice cream cones have melted?



What fraction of the books are open?



Write the fraction shown.



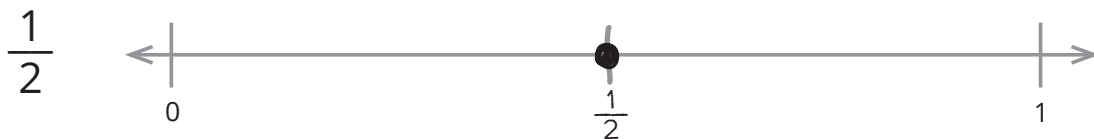


7 Understanding fractions

Show each fraction on the number line.



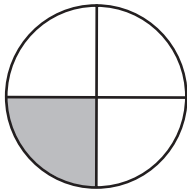
Show each fraction on the number line.



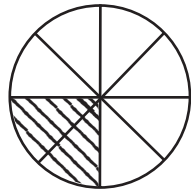
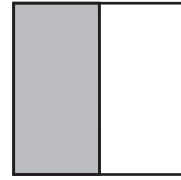
8

Equivalent fractions

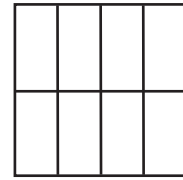
Shade in the equivalent fraction. Write the new fraction.

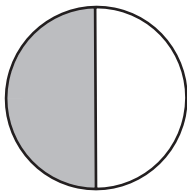

 $\frac{1}{4}$

=

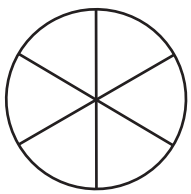

 $\frac{2}{8}$

 $\frac{1}{2}$

=




 $\frac{1}{2}$

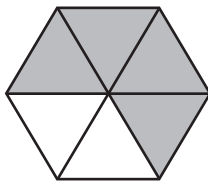
=



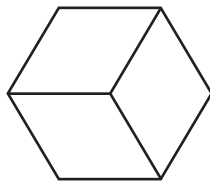

 $\frac{6}{8}$

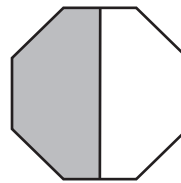
=



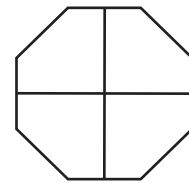

 $\frac{4}{6}$

=




 $\frac{1}{2}$


=



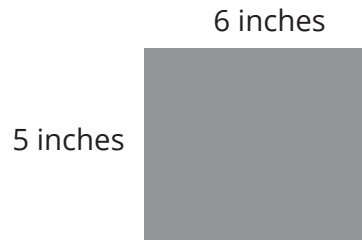
9

Area of rectangles


Find the area of each shape.



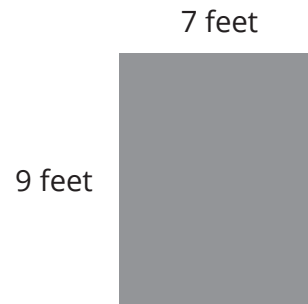
_____ square meters



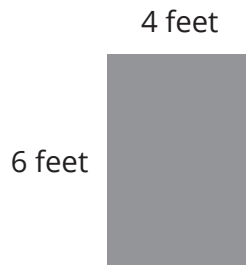
_____ square inches




_____ square yards



_____ square feet



_____ square feet


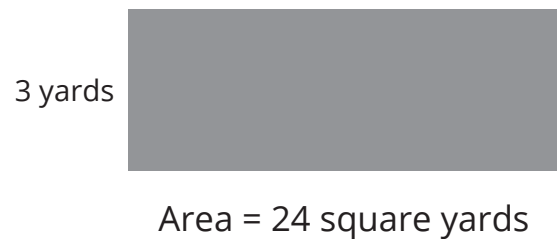
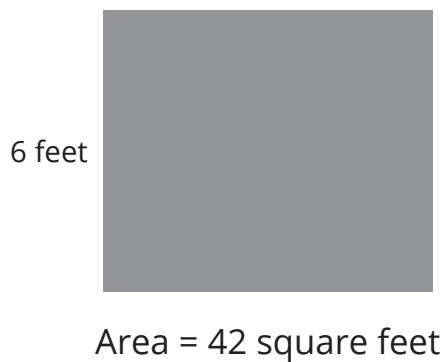
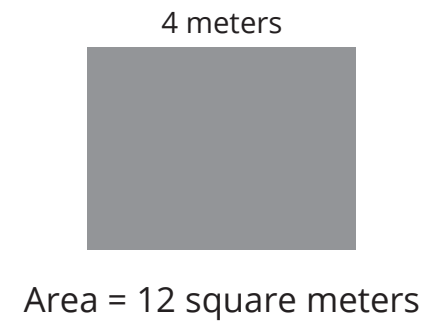
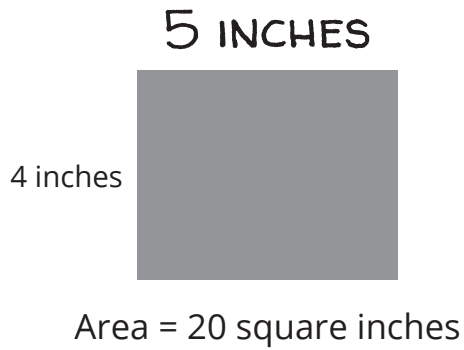


_____ square feet

IXL.com
skill ID
8KJ

10 Area of rectangles

Write the missing side lengths.



11 Answer key

PAGE 1

$$4 + 4 + 4 = 12$$

$$3 \text{ groups of } 4 = 12$$

$$3 \times 4 = 12$$

$$5 + 5 = 10$$

$$2 \text{ groups of } 5 = 10$$

$$2 \times 5 = 10$$

$$3 + 3 + 3 + 3 = 12$$

$$4 \text{ groups of } 3 = 12$$

$$4 \times 3 = 12$$

$$5 + 5 + 5 + 5 = 20$$

$$4 \text{ groups of } 5 = 20$$

$$4 \times 5 = 20$$

$$2 + 2 + 2 + 2 = 8$$

$$4 \text{ groups of } 2 = 8$$

$$4 \times 2 = 8$$

$$4 + 4 + 4 + 4 = 16$$

$$4 \text{ groups of } 4 = 16$$

$$4 \times 4 = 16$$

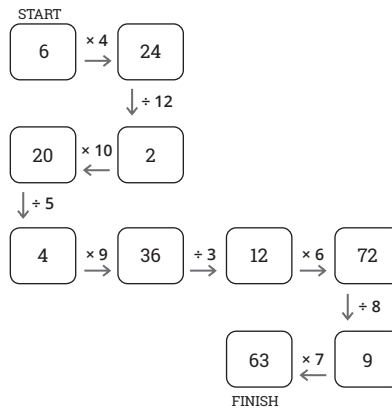
PAGE 2

$6 \times 3 = 18$	$3 \times 8 = 24$	$2 \times 3 = 6$
$4 \times 2 = 8$	$3 \times 4 = 12$	$3 \times 10 = 30$
$5 \times 4 = 20$	$6 \times 6 = 36$	$9 \times 3 = 27$
$2 \times 8 = 16$	$8 \times 5 = 40$	$4 \times 7 = 28$
$7 \times 10 = 70$	$7 \times 7 = 49$	$8 \times 6 = 48$
$9 \times 6 = 54$	$3 \times 7 = 21$	$4 \times 9 = 36$
$7 \times 9 = 63$	$5 \times 6 = 30$	$7 \times 8 = 56$

PAGE 3

$25 \div 5 = 5$	$21 \div 7 = 3$	$24 \div 3 = 8$
$42 \div 6 = 7$	$32 \div 8 = 4$	$15 \div 3 = 5$
$24 \div 4 = 6$	$55 \div 11 = 5$	$63 \div 7 = 9$
$30 \div 6 = 5$	$64 \div 8 = 8$	$45 \div 9 = 5$
$72 \div 12 = 6$	$16 \div 2 = 8$	$56 \div 7 = 8$
$35 \div 5 = 7$	$27 \div 3 = 9$	$36 \div 6 = 6$
$81 \div 9 = 9$	$70 \div 7 = 10$	$28 \div 7 = 4$

PAGE 4



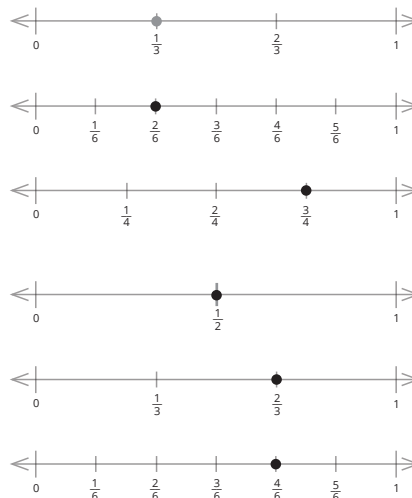
PAGE 5

$2 \times 11 = 22$	$5 + 10 = 15$	$72 \div 6 = 12$
$11 - 7 = 4$	$4 \times 4 = 16$	$7 + 5 = 12$
$9 + 8 = 17$	$12 - 7 = 5$	$18 \div 6 = 3$
$4 \times 9 = 36$	$49 \div 7 = 7$	$10 - 6 = 4$
$6 + 6 = 12$	$48 \div 6 = 8$	$3 \times 3 = 9$
$8 \times 5 = 40$	$20 - 10 = 10$	$44 \div 11 = 4$
$45 + 9 = 54$	$21 \div 3 = 7$	$18 - 2 = 16$
$48 - 12 = 36$	$7 \times 7 = 49$	$100 \div 10 = 10$

PAGE 6

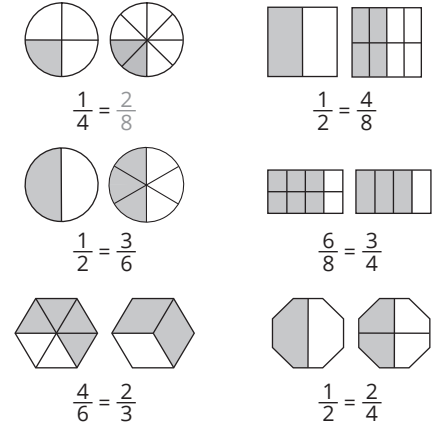
$\frac{1}{2}$	$\frac{4}{8}$	$\frac{3}{6}$
$\frac{1}{4}$	$\frac{2}{3}$	$\frac{3}{6}$
$\frac{2}{6}$		
$\frac{1}{4}$		

PAGE 7



PAGE 8

Shading patterns may vary. Some possible answers are shown below.



PAGE 9

10 square meters	30 square inches
36 square yards	63 square feet
24 square feet	21 square feet

PAGE 10

5 inches	3 meters
7 feet	8 yards
7 feet	4 feet