

SPRING 2020 | PACK #2



At-home Learning



GRADE 1

For more print materials, check out
IXL's workbook series on [Amazon.com](https://www.amazon.com)!

1

Word problems

Answer each question.

Justin went to a farm. He saw 7 chickens, 3 goats, and 2 horses. How many animals did he see in all?

_____ animals

Marvin is buying lunch. He buys a hot dog for \$4. He also buys milk for \$2 and a bag of chips for \$2. How much does he pay?

\$ _____

Drake went camping. He saw 5 gray birds and 1 blue bird. He also saw 3 red birds. How many birds did he see?

_____ birds

Carly goes to the store. She buys 3 apples, 2 oranges, and 3 bananas. How many pieces of fruit does she buy?

_____ pieces of fruit


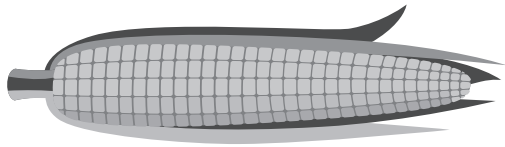
IXL.com
skill ID
Z7S

For more practice, visit [IXL.com](https://www.ixl.com) or the IXL mobile app and enter this code in the search bar.

2

Comparing lengths

Circle the shorter object.

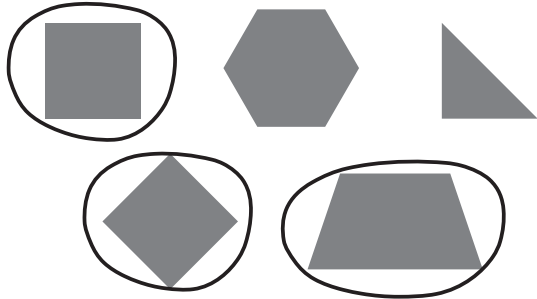


IXL.com
skill ID
DGP

3

Shapes

Circle all shapes with 4 sides.




Circle all shapes with 4 corners.



Circle all shapes with 3 corners.



Circle all shapes with 3 sides.









Circle all shapes with fewer than 5 sides.



IXL.com
skill ID
VUQ

4 Telling time

Write the time on the digital clock.

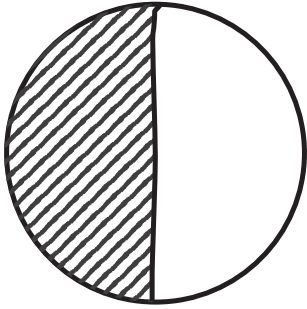


5


Halves and fourths

Split and shade the shapes to show the equal parts.


one half




one fourth



one half




one fourth



one half



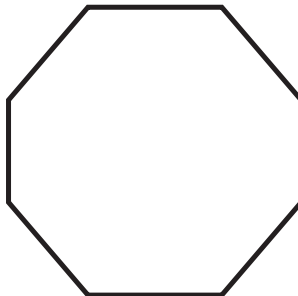
one fourth




one half



one half



one fourth



IXL.com
skill ID
X5A

6

Counting to 120

Count on to write the missing numbers.

33, 34 , 35 , 36 , 37 , 38

27, _____ , _____ , _____ , _____ , _____

86, _____ , _____ , _____ , _____ , _____

103, _____ , _____ , _____ , _____ , _____

Keep going! Write the missing numbers.

62 , 63, 64 , 65 , 66

_____ , _____ , 29, 30, _____

_____ , 115, _____ , 117, _____

_____ , 100, _____ , _____ , 103

_____ , _____ , 111, _____ , 113

7 Place value up to 20

Fill in the blanks.

15

1 ten and 5 ones

14

_____ ten and _____ ones

12

_____ ten and _____ ones

16

_____ ten and _____ ones

13

_____ ten and _____ ones

17

_____ ten and _____ ones

11

_____ ten and _____ one

18

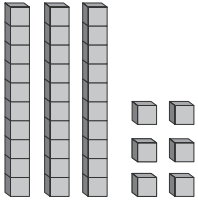
_____ ten and _____ ones

IXL.com
skill ID
5HL

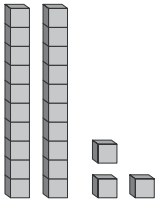
8

Place value up to 99

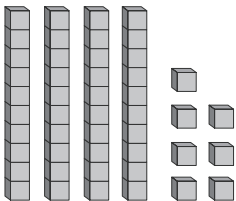
Fill in the blanks.



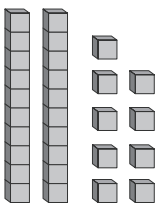
3 tens and 6 ones = 36



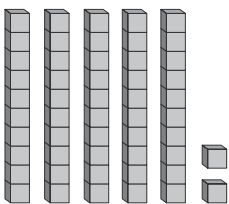
_____ tens and _____ ones = _____



_____ tens and _____ ones = _____



_____ tens and _____ ones = _____

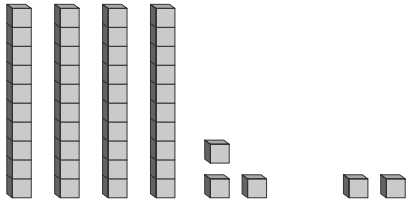


_____ tens and _____ ones = _____

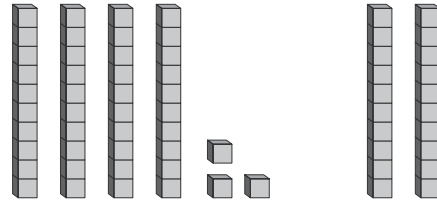
9

Two-digit addition

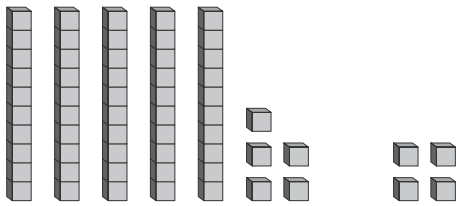
Count on to add.



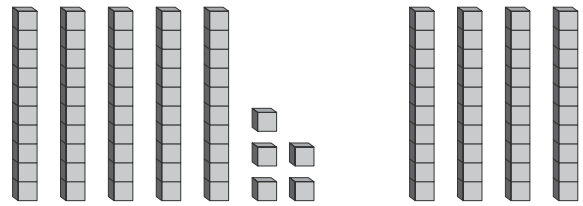
$43 + 2 = \underline{\quad}$



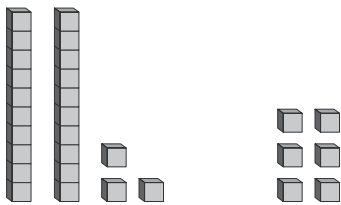
$43 + 20 = \underline{\quad}$



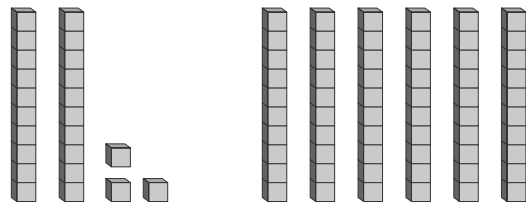
$55 + 4 = \underline{\quad}$



$55 + 40 = \underline{\quad}$



$23 + 6 = \underline{\quad}$



$23 + 60 = \underline{\quad}$



10 Two-digit addition

Add.

$$\begin{array}{r} 35 \\ + 4 \\ \hline \end{array}$$

$$\begin{array}{r} 54 \\ + 5 \\ \hline \end{array}$$

$$\begin{array}{r} 44 \\ + 3 \\ \hline \end{array}$$

$$\begin{array}{r} 42 \\ + 4 \\ \hline \end{array}$$

$$\begin{array}{r} 52 \\ + 6 \\ \hline \end{array}$$

$$\begin{array}{r} 73 \\ + 2 \\ \hline \end{array}$$

$$\begin{array}{r} 61 \\ + 8 \\ \hline \end{array}$$

$$\begin{array}{r} 50 \\ + 5 \\ \hline \end{array}$$

$$\begin{array}{r} 82 \\ + 3 \\ \hline \end{array}$$

$$\begin{array}{r} 80 \\ + 8 \\ \hline \end{array}$$

$$\begin{array}{r} 71 \\ + 6 \\ \hline \end{array}$$

$$\begin{array}{r} 87 \\ + 2 \\ \hline \end{array}$$

$$\begin{array}{r} 53 \\ + 2 \\ \hline \end{array}$$

$$\begin{array}{r} 61 \\ + 7 \\ \hline \end{array}$$

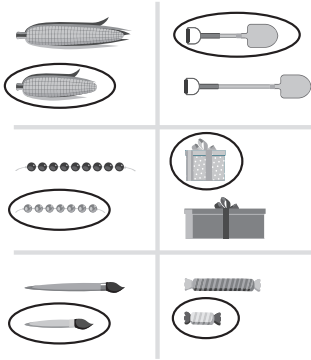
$$\begin{array}{r} 72 \\ + 6 \\ \hline \end{array}$$

11 Answer key

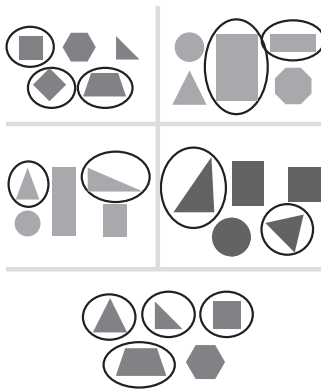
PAGE 1

12 animals
\$8
9 birds
8 pieces of fruit

PAGE 2



PAGE 3

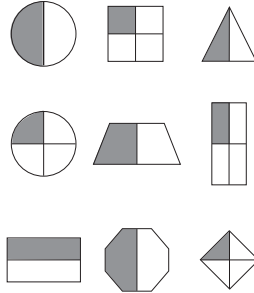


PAGE 4



PAGE 5

Some line placements may vary. Some possible line placements and shadings are shown below.



PAGE 6

33, 34, 35, 36, 37, 38
27, 28, 29, 30, 31, 32
86, 87, 88, 89, 90, 91
103, 104, 105, 106, 107, 108
62, 63, 64, 65, 66
27, 28, 29, 30, 31
114, 115, 116, 117, 118
99, 100, 101, 102, 103
109, 110, 111, 112, 113

PAGE 7

1 ten and 5 ones 1 ten and 4 ones
1 ten and 2 ones 1 ten and 6 ones
1 ten and 3 ones 1 ten and 7 ones
1 ten and 1 one 1 ten and 8 ones

PAGE 8

3 tens and 6 ones = 36
2 tens and 3 ones = 23
4 tens and 7 ones = 47
2 tens and 9 ones = 29
5 tens and 2 ones = 52

PAGE 9

$43 + 2 = 45$ $43 + 20 = 63$
 $55 + 4 = 59$ $55 + 40 = 95$
 $23 + 6 = 29$ $23 + 60 = 83$

PAGE 10

| | | |
|---|---|---|
| $\begin{array}{r} 35 \\ + 4 \\ \hline 39 \end{array}$ | $\begin{array}{r} 54 \\ + 5 \\ \hline 59 \end{array}$ | $\begin{array}{r} 44 \\ + 3 \\ \hline 47 \end{array}$ |
| $\begin{array}{r} 42 \\ + 4 \\ \hline 46 \end{array}$ | $\begin{array}{r} 52 \\ + 6 \\ \hline 58 \end{array}$ | $\begin{array}{r} 73 \\ + 2 \\ \hline 75 \end{array}$ |
| $\begin{array}{r} 61 \\ + 8 \\ \hline 69 \end{array}$ | $\begin{array}{r} 50 \\ + 5 \\ \hline 55 \end{array}$ | $\begin{array}{r} 82 \\ + 3 \\ \hline 85 \end{array}$ |
| $\begin{array}{r} 80 \\ + 8 \\ \hline 88 \end{array}$ | $\begin{array}{r} 71 \\ + 6 \\ \hline 77 \end{array}$ | $\begin{array}{r} 87 \\ + 2 \\ \hline 89 \end{array}$ |
| $\begin{array}{r} 53 \\ + 2 \\ \hline 55 \end{array}$ | $\begin{array}{r} 61 \\ + 7 \\ \hline 68 \end{array}$ | $\begin{array}{r} 72 \\ + 6 \\ \hline 78 \end{array}$ |