


SPRING 2020 | PACK #3



# At-home Learning



**GRADE 4**

For more print materials, check out  
IXL's workbook series on [Amazon.com](https://www.amazon.com)!

# 1 Customary units

---

Circle the unit you would use to measure each length, weight, or volume.

The length of a picture frame: inches yards

The weight of an elephant: ounces tons

The volume of a cereal bowl: cups quarts

The distance from New York to San Francisco: yards miles

The weight of a pencil: ounces pounds

The volume of a coffee mug: cups quarts

The length of a soccer field: yards miles

The weight of a sock: ounces pounds

The volume of a trash can: pints gallons

IXL.com  
skill ID  
**YYA**

For more practice, visit [IXL.com](https://www.ixl.com) or the IXL mobile app and enter this code in the search bar.

# 2 Metric units

---

Circle the unit you would use to measure each length, mass, or volume.

The width of a chapter book: centimeters meters

The mass of a teabag: grams kilograms

The volume of a punch bowl: milliliters liters

The distance of a 20-minute bike ride: meters kilometers

The mass of a bowling ball: grams kilograms

The volume of a kitchen sink: milliliters liters

The thickness of a quarter: millimeters centimeters

The mass of a ping-pong ball: grams kilograms

The volume of a perfume bottle: milliliters liters




# 3

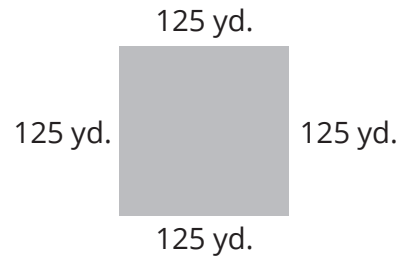
## Perimeter

---

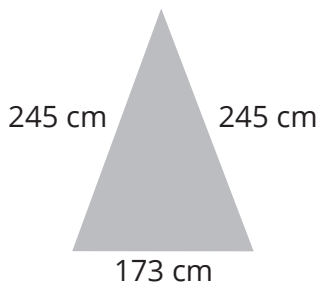
Add to find the perimeter of each shape. If your answer is a fraction that is greater than 1, write it as a mixed number.



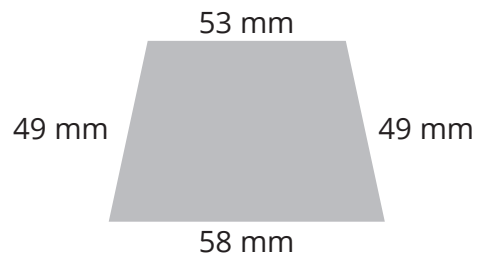
Perimeter = 428 in.



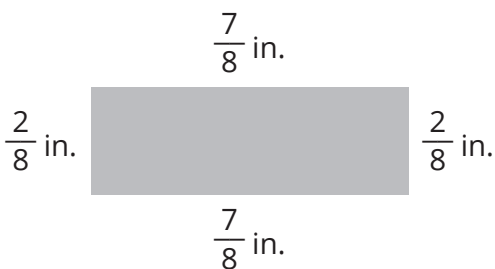
Perimeter = \_\_\_\_\_



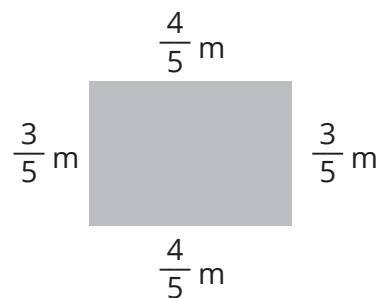
Perimeter = \_\_\_\_\_



Perimeter = \_\_\_\_\_



Perimeter = \_\_\_\_\_

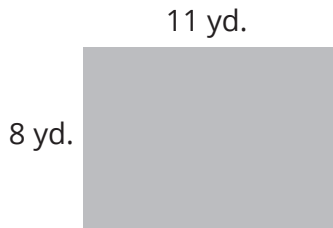


Perimeter = \_\_\_\_\_

# 4 Area

---

Multiply to find the area of each rectangle. If your answer is a fraction that is greater than 1, write it as a mixed number.




Area = 88 SQUARE YD.



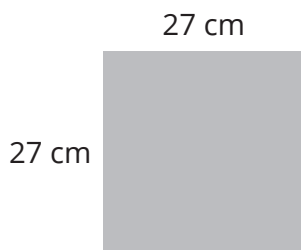
Area = \_\_\_\_\_




Area = \_\_\_\_\_



Area = \_\_\_\_\_



Area = \_\_\_\_\_



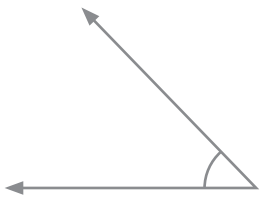
Area = \_\_\_\_\_



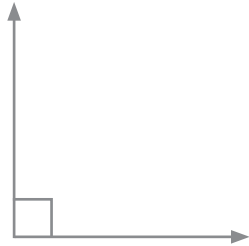
# 5 Angles

---

Label each angle as right, acute, or obtuse.



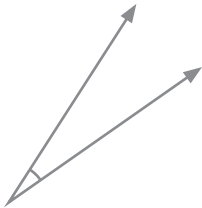
ACUTE



\_\_\_\_\_



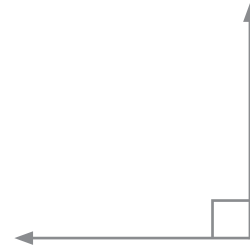
\_\_\_\_\_



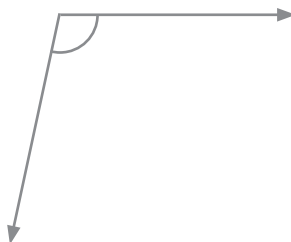
\_\_\_\_\_



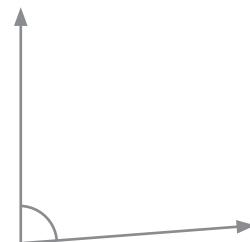
\_\_\_\_\_



\_\_\_\_\_



\_\_\_\_\_



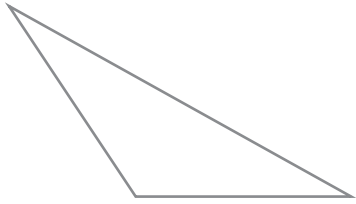
\_\_\_\_\_

IXL.com  
skill ID  
**R5K**

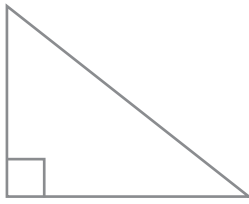
# 6 Classifying triangles

---

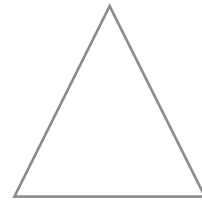
Label each triangle as right, acute, or obtuse.



OBTUSE



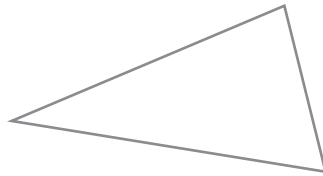
\_\_\_\_\_



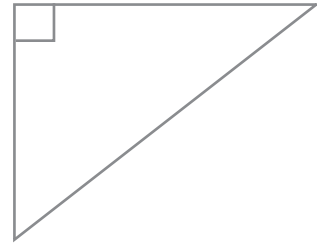
\_\_\_\_\_



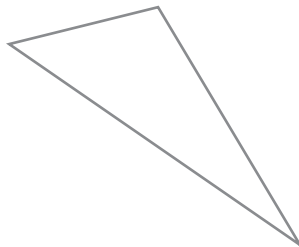
\_\_\_\_\_



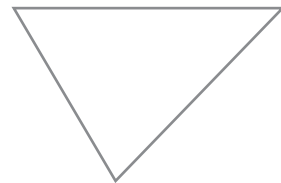
\_\_\_\_\_



\_\_\_\_\_



\_\_\_\_\_



\_\_\_\_\_

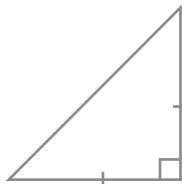
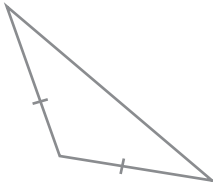
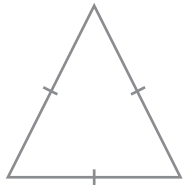
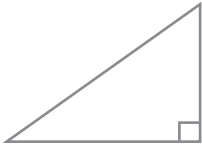


# 7

## Classifying triangles

---

Draw lines to match each triangle to its name.



acute isosceles

obtuse scalene

right isosceles

acute scalene

right scalene

obtuse isosceles

equilateral

IXL.com  
skill ID  
**U59**



# 8 Types of lines

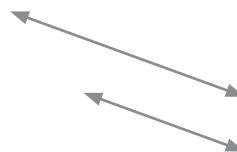
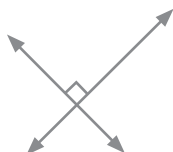
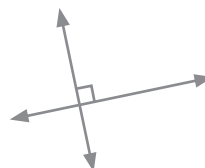
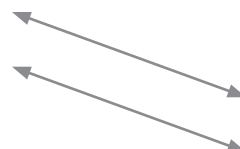
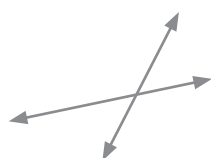
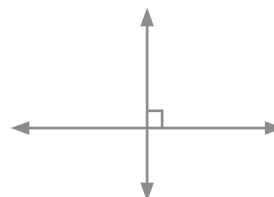
---

Label each pair of lines as parallel, perpendicular, or neither.



PARALLEL

---

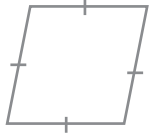
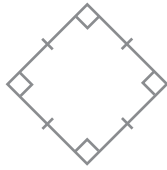
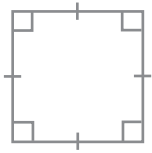


IXL.com  
skill ID  
**8VQ**

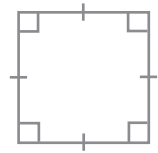
# 9

## Classifying quadrilaterals


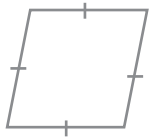
Circle all of the squares.



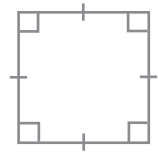
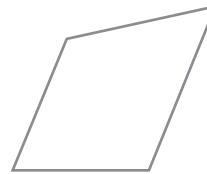
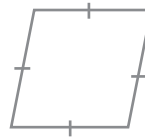
Circle all of the parallelograms.



Circle all of the quadrilaterals.



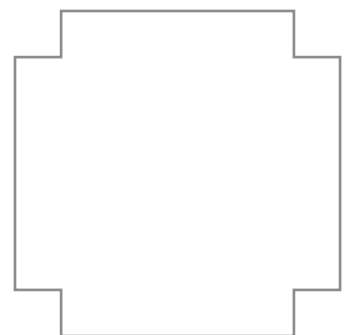
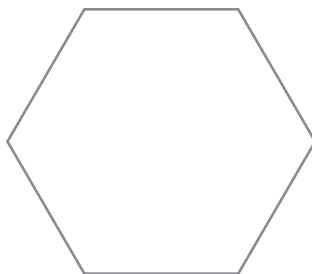

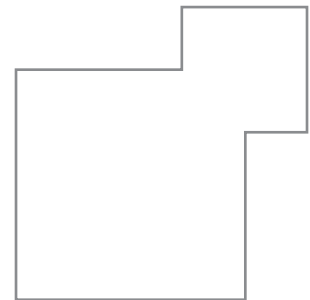


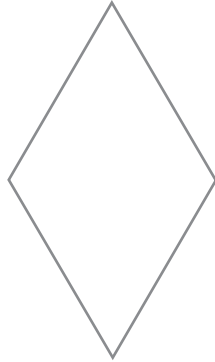
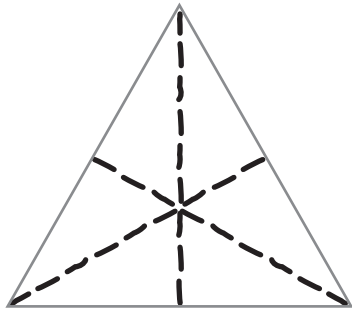
Circle all of the rhombuses.



# 10 Symmetry

---

Draw as many lines of symmetry as possible for each figure.



# 11

## Answer key

### PAGE 1

inches  
tons  
cups  
miles  
ounces  
cups  
yards  
ounces  
gallons

### PAGE 2

centimeters  
grams  
liters  
kilometers  
kilograms  
liters  
millimeters  
grams  
milliliters

### PAGE 3

428 in.                      500 yd.

663 cm                      209 mm

$2 \frac{2}{8}$  or  $2 \frac{1}{4}$  in.                       $2 \frac{4}{5}$  m

### PAGE 4

88 square yd.                      117 square in.

105 square ft.                      216 square m

729 square cm                       $3 \frac{1}{5}$  square in.

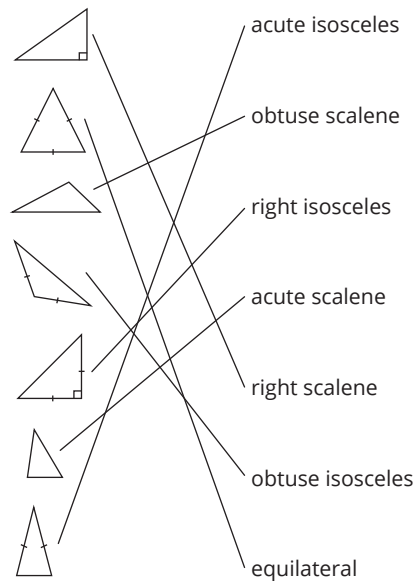
### PAGE 5

acute	right	obtuse
acute	obtuse	right
	obtuse	acute

### PAGE 6

obtuse	right	acute
right	acute	right
	obtuse	acute


### PAGE 7



### PAGE 8

parallel	perpendicular
neither	parallel
neither	perpendicular
perpendicular	parallel

### PAGE 9



### PAGE 10

