

SPRING 2020 | PACK #3



At-home Learning



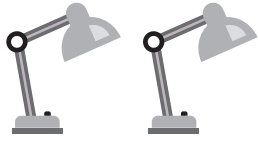
KINDERGARTEN

For more print materials, check out
IXL's workbook series on [Amazon.com](https://www.amazon.com)!

1

Modeling addition

Write the total.




2

and




6

is



3

and




7

is



4

and



5

is


IXL.com
skill ID
VKN

For more practice, visit [IXL.com](https://www.ixl.com) or the IXL mobile app and enter this code in the search bar.

2

Modeling subtraction

Write the number of objects left.



6 take away 2 is _____



5 take away 4 is _____



8 take away 3 is _____



7 take away 3 is _____

IXL.com
skill ID
XZN

3

Addition and subtraction

Add or subtract.

$1 + 4 = \underline{\hspace{1cm}}$

$4 - 2 = \underline{\hspace{1cm}}$

$5 + 2 = \underline{\hspace{1cm}}$

$3 - 1 = \underline{\hspace{1cm}}$

$8 - 5 = \underline{\hspace{1cm}}$

$2 + 8 = \underline{\hspace{1cm}}$

$1 + 9 = \underline{\hspace{1cm}}$

$10 - 6 = \underline{\hspace{1cm}}$

$7 - 2 = \underline{\hspace{1cm}}$

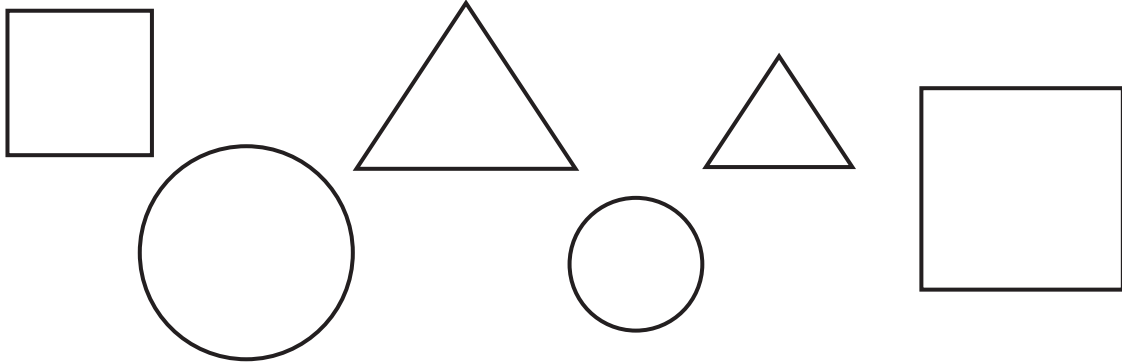
$3 + 6 = \underline{\hspace{1cm}}$

$9 - 4 = \underline{\hspace{1cm}}$

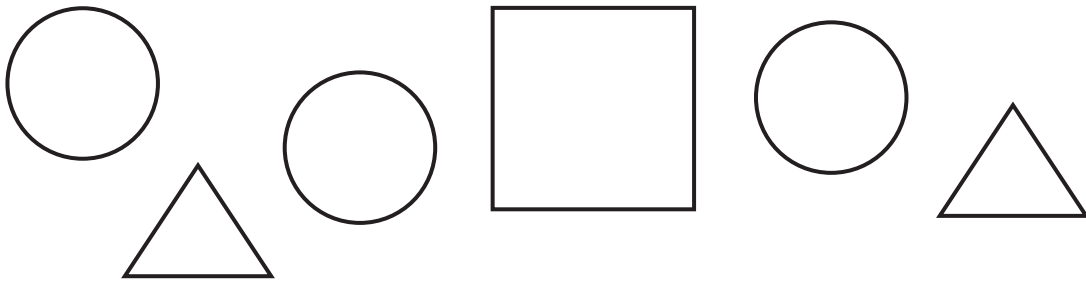
IXL.com
skill ID
6SR

4 Shapes

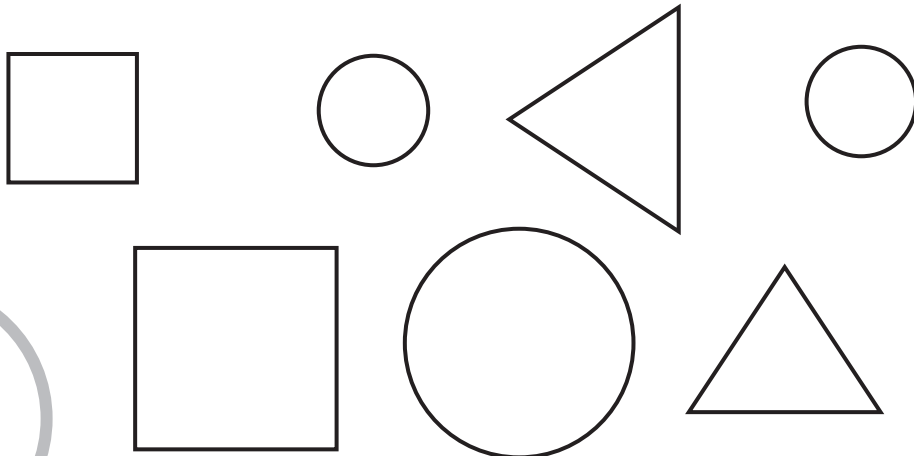
Color in the squares.



Color in the circles.



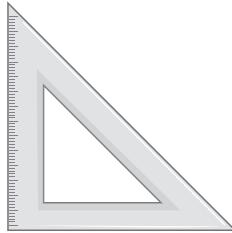

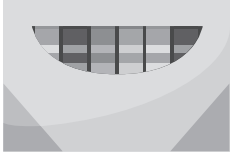
Color in the triangles.



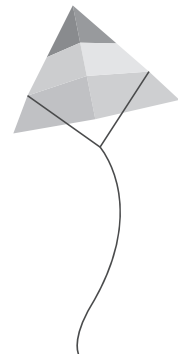



5

Shapes

Draw a ○ around the objects shaped like a rectangle.



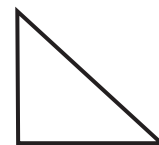
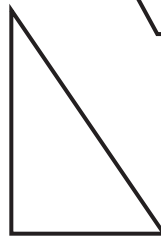
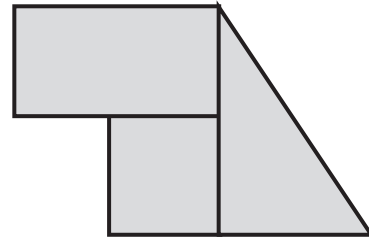
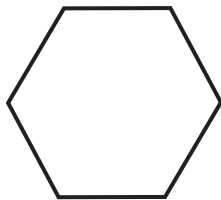
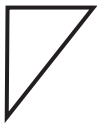
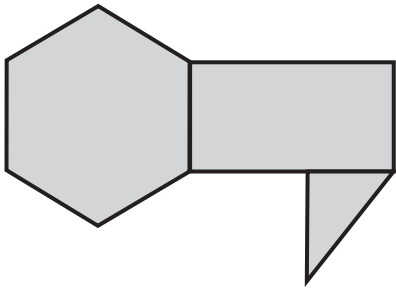
Draw a ○ around the objects shaped like a square.



6

Composite shapes

Circle the shapes that make up the bigger shapes.









IXL.com
skill ID
ZXE



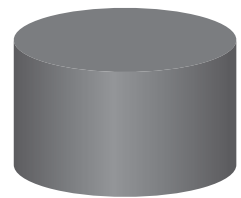



7

Three-dimensional shapes

Draw a  around the cubes.




Draw a  around the cones.



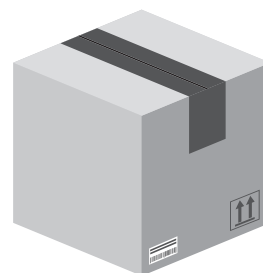


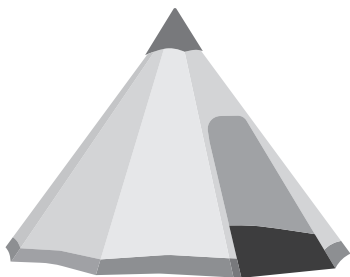
8

Three-dimensional shapes

Draw a ○ around the objects shaped like a cylinder.




Draw a ○ around the objects shaped like a cube.



9

Above and below


Draw a ○ around the item that is above the .




Draw a ○ around the item that is below the .



Draw a ○ around the item that is below the .




Draw a ○ around the item that is above the .




IXL.com
skill ID
9DZ

10 Next to and beside

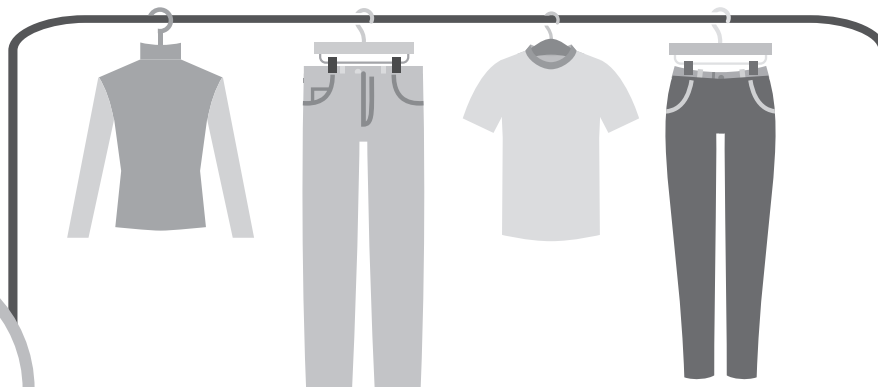
Draw a  around the object that is next to the .



Draw a  around the object that is beside the .




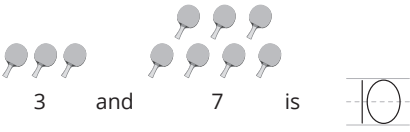
Draw a  around the object that is next to the .



IXL.com
skill ID
5JY

11 Answer key

PAGE 1



PAGE 2



PAGE 3

$$1 + 4 = 5$$

$$4 - 2 = 2$$

$$5 + 2 = 7$$

$$3 - 1 = 2$$

$$8 - 5 = 3$$

$$2 + 8 = 10$$

$$1 + 9 = 10$$

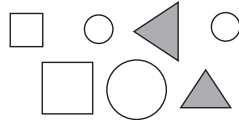
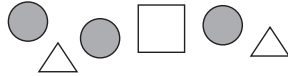
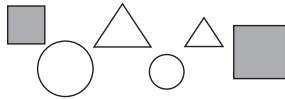
$$10 - 6 = 4$$

$$7 - 2 = 5$$


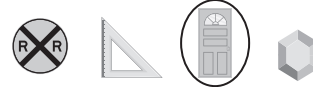
$$3 + 6 = 9$$

$$9 - 4 = 5$$

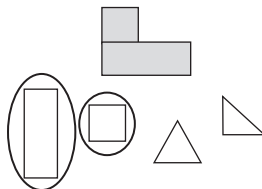
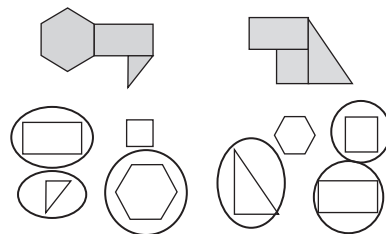
PAGE 4




PAGE 5



PAGE 6




PAGE 7



PAGE 8



PAGE 9



PAGE 10

